



Wine Producers' Committee

Annual Snapshot

2022 - 23

Wines of WA Executive Summary

The Annual vintage snapshot provides WA wine producers with a comprehensive set of production data by region and variety. The collection is retrospective by one year meaning comprehensive data is available for the previous vintage in this case, 2022. However, as this is the sixth year of APC fee for service collection there are consistent trends apparent.

- Average state production is 55,000 tonnes annually comprised of 55% white varieties and 45% red varieties.
- Top three white varieties by volume are Sauvignon Blanc, Chardonnay and Semillon and comprise 84% of total white production.
- Top three red varieties by volume are Shiraz, Cabernet Sauvignon and Merlot and comprise 86% of total white production.

A strength of WA is our diversity of climate/terroir across regions. There are no directly competing varietal heroes across our regions. This is an important aspect of the fine wine regions of WA story. These data show that regions have identified their regional varietal heroes based on both suitability to climate and available product to sell.

There is further detail below which outlines the demographic profile of the WA wine industry. While all WA producers are small/medium by national parameters, our industry is skewed towards small in total numbers.

- 80% of producers are processing less than 200 tonnes annually and account for 20% of total production.
- 13% of producers are processing between 200 – 500 tonnes annually and account for 15% of total production.
- 7% of producers are processing over 500 tonnes annually and account for 65% of total production.

In addition to production data, the APC fee for service collection provides comprehensive contact information for all producers across all regions. This ensures Wines of WA and Regional Associations can communicate effectively on important issues.

The information gathered via the collection is a valuable resource for WA wine producers. Wines of WA is working with the APC to further utilise this resource and make it available to producers to assist in their medium to long term business planning.

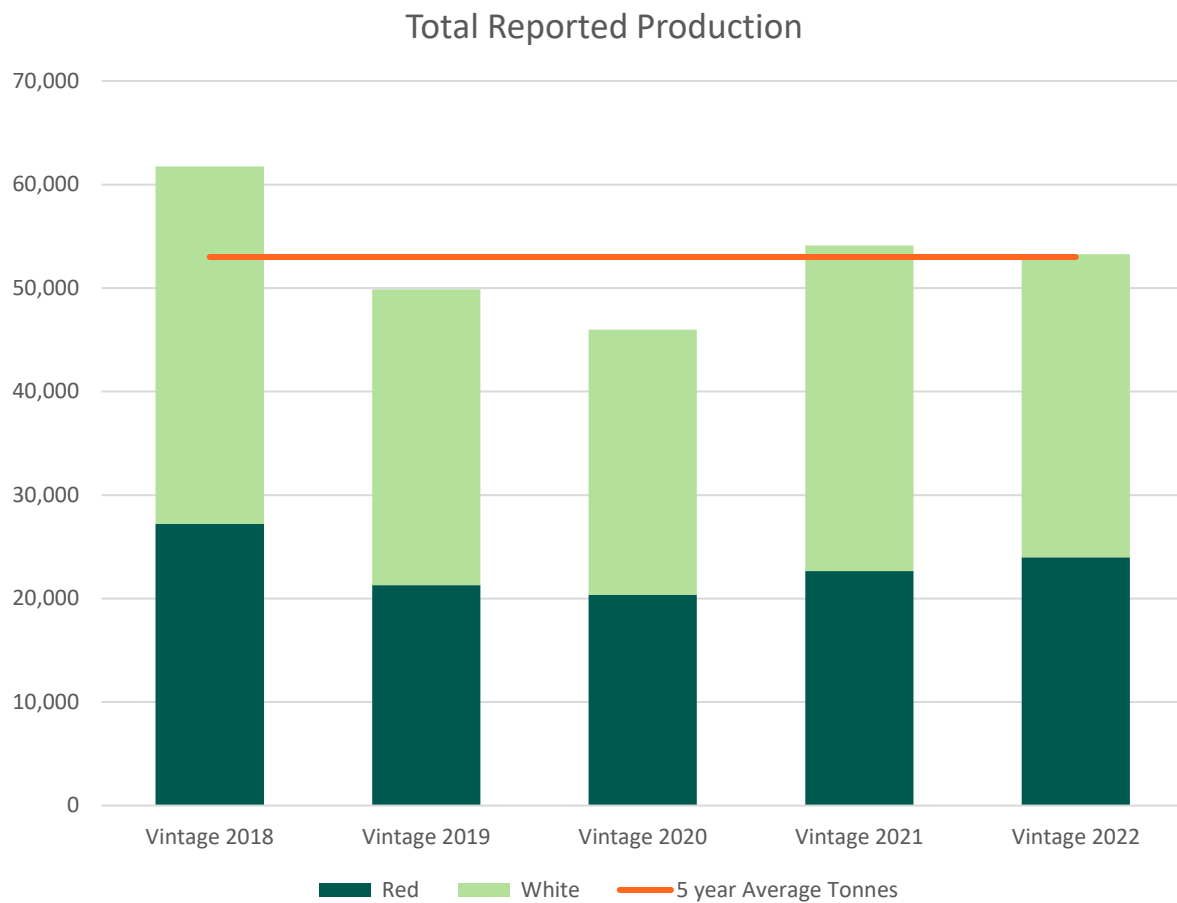
Larry Jorgensen



Chief Executive Officer

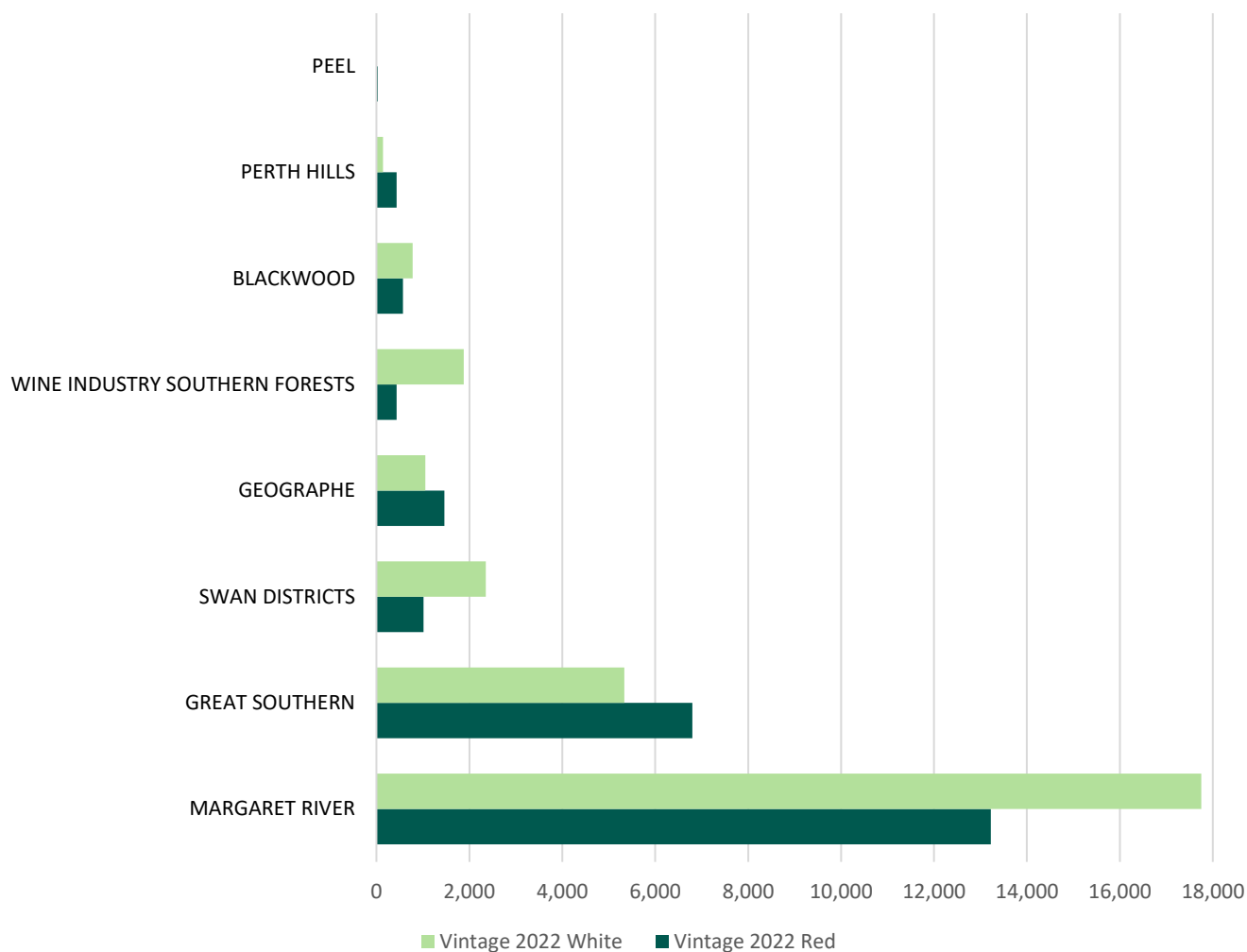
Wines of WA

Vintage 2022



- The production for the 2022 vintage was down slightly against the prior year with a 1.6% drop in overall reported production [2022: 53,274 tonnes; 2021: 54,116 tonnes]. Overall vintage 2022 production performed favorably against the five-year average [average: 52,999 tonnes].
- Driving this softening was a 6.8% decrease in reported white variety production [2022: 29,300 tonnes; 2021: 31,542 tonnes] – a reversal of last years' substantial white variety tonnage growth.
- The drop in white variety tonnage was largely offset by a 5.8% increase in red production [2022: 23,975 tonnes; 2021:22,664 tonnes]
- The smallest regions experienced the highest overall growth rates in production for the 2022 vintage, with strong growth in the Perth Hills (75%), Peel (53%) and Blackwood (10%) regions. All other regions either held steady or saw a decline in overall production.
- The greatest increases by volume came from Perth Hills (248 tonnes) and Blackwood (120 tonnes) regions. Notably, Margaret River and Southern Forests production contracted by 677 tonnes and 223 tonnes respectively.

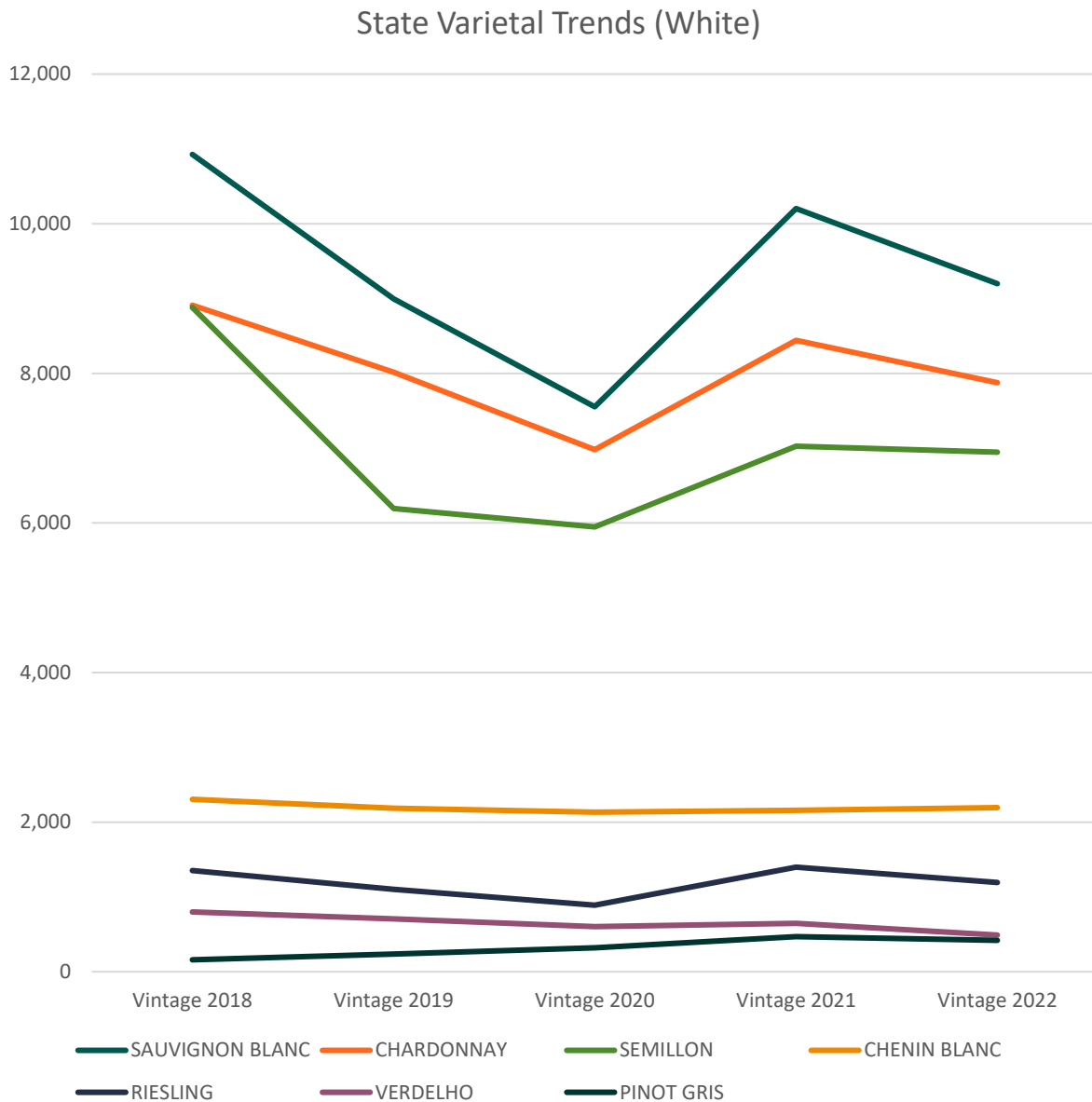
2022 Region Summary (tonnes)



	Red		White		Total	
	2021	2022	2021	2022	2021	2022
Margaret River	12,459.68	13,225.26	19,192.73	17,749.54	31,652.40	30,974.80
Great Southern	6,497.61	6,801.90	5,771.31	5,332.50	12,268.92	12,134.40
Swan Valley	1,035.49	1,016.58	2,545.16	2,356.61	3,580.65	3,373.19
Geographe	1,409.69	1,461.06	1,084.85	1,051.20	2,494.54	2,512.26
Southern Forests	552.33	433.42	1,984.61	1,879.78	2,536.93	2,313.20
Blackwood	435.12	569.94	790.72	776.14	1,225.84	1,346.08
Perth Hills	262.07	435.64	67.68	142.13	329.75	577.77
Peel	12.92	31.10	15.04	11.75	27.96	42.85
Total	22664.90	23974.90	31452.09	29299.64	54116.99	53274.54

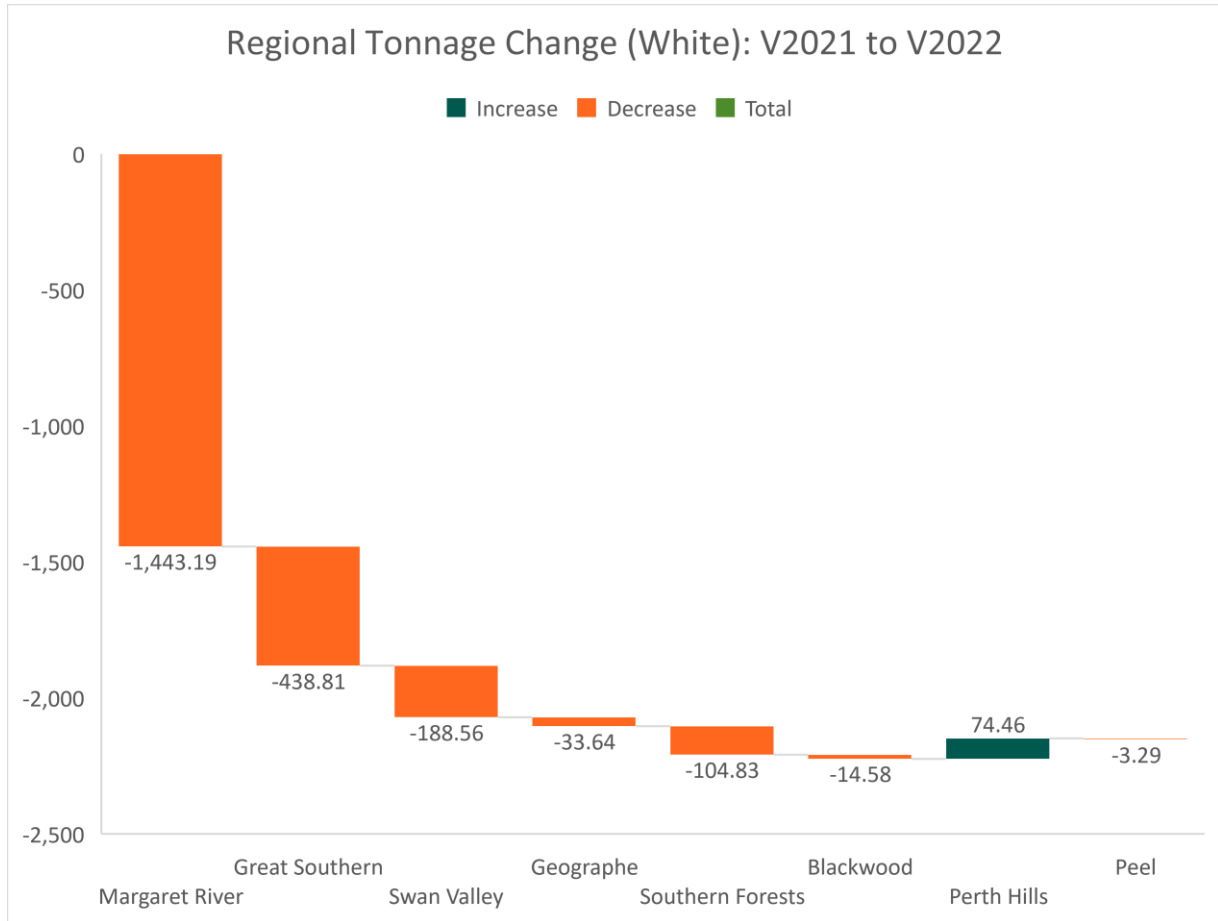
State Varietal Trends: Snapshot

Whites

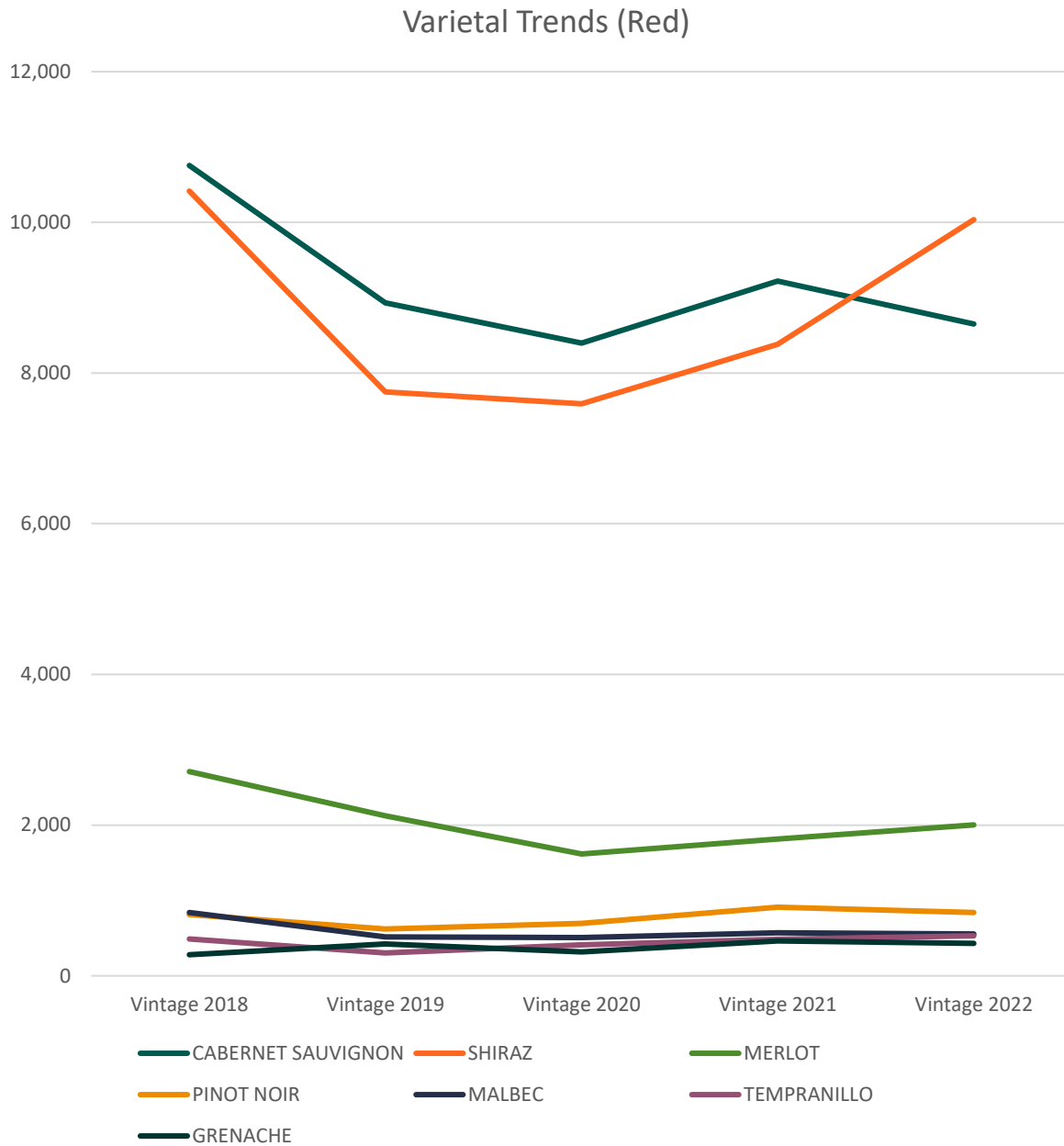


- Of the major white varieties, most performed saw a drop in production, with sauvignon blanc 9.8% lower than the prior vintage [2022: 9,199 tonnes; 2021: 10,203 tonnes], chardonnay 6.7% lower than the prior vintage [2022: 7,873 tonnes; 2021: 8,442 tonnes] and semillon 1.1% lower than the prior vintage [2022: 6,947 tonnes; 2021: 7,025 tonnes].
- Chenin blanc is the only one of the major white varieties which bucked trend, showing an increase in production of 1.6%.
- Of the lesser produced varieties, there was substantial drops in verdelho (24%) riesling (15%) and viognier (24%).

Wine Producers' Committee: Vintage 2022 Snapshot

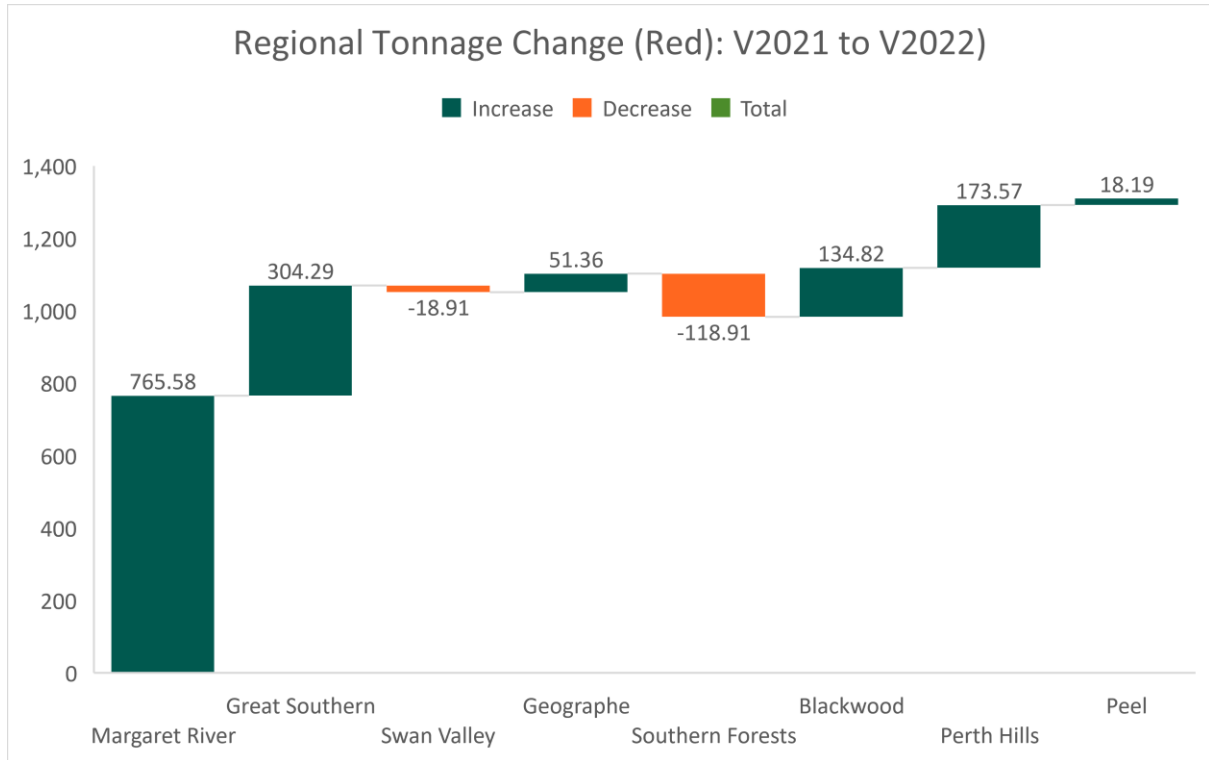


Reds



- Whilst there was an overall increase in tonnage for red varieties, growth was largely driven by strong performance of shiraz, merlot and tempranillo – with results largely mixed for other varieties.
- Following an increase in production of 19.7% [2022:10,035 tonnes; 2021:8,652 tonnes], for the first time in five years, production of shiraz outstripped cabernet sauvignon.
- Merlot and tempranillo were the only other major red varieties with an increase in production [Merlot: 10.4%; Tempranillo: 9.5%].
- Of the lesser produced varieties, sangiovese continued its year-on-year growth, with production levels now 190% higher than vintage 2018.

Wine Producers' Committee: Vintage 2022 Snapshot



State Varietal Trends: Dataset

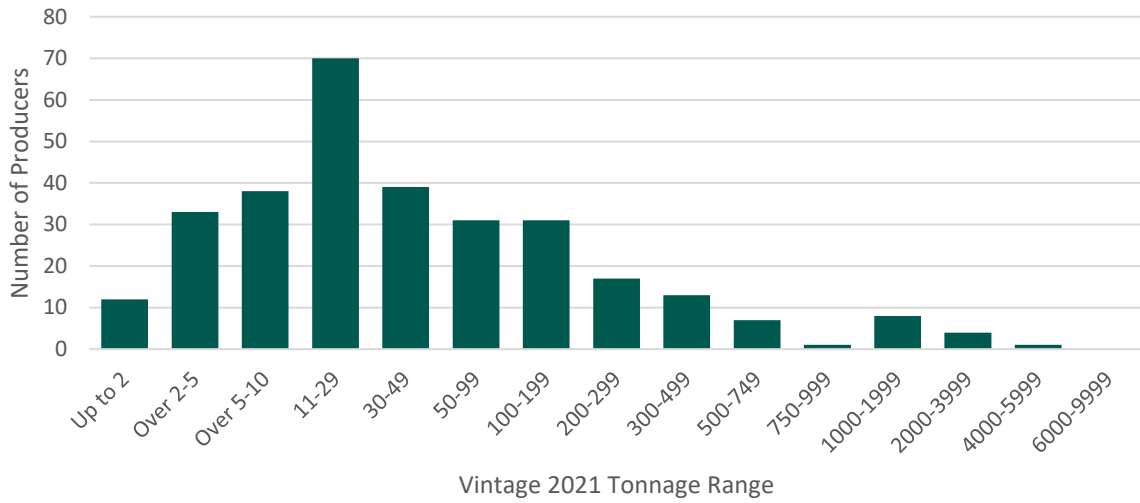
White Variety	Vintage 2018	Vintage 2019	Vintage 2020	Vintage 2021	Vintage 2022	vs prior year
SAUVIGNON BLANC	10926.29	8997	7552.3517	10203.2	9198.7	▶ -9.8%
CHARDONNAY	8910.54	8014	6979.344	8442.3	7872.8	▶ -6.7%
SEMILLON	8880.30	6194	5946.925	7025.2	6946.6	▶ -1.1%
CHENIN BLANC	2304.96	2186	2132.926	2156.1	2195.0	▶ 1.8%
RIESLING	1350.63	1102	889.77	1398.1	1193.2	▶ -14.7%
VERDELHO	799.22	705	603.211	645.7	490.2	▶ -24.1%
PINOT GRIS	159.61	237	321.302	469.4	419.7	▶ -10.6%
MUSCADELLE	189.97	179	199.721	181.7	200.1	▶ 10.1%
SAVIGNIN BLANC	370.41	354	450.334	164.8	30.9	▶ -81.2%
OTHER	213.57	235	83.603	161.4	274.5	▶ 70.1%
VIOGNIER	126.24	82	88.593	119.8	91.0	▶ -24.0%
PROSECCO	14.89	14	55.532	103.9	42.6	▶ -59.0%
VERMINTINO	76.21	61	55.426	101.6	83.3	▶ -18.0%
GEWURTZTRAMINER	51.61	18	40.228	83.1	73.0	▶ -12.1%
MUSCAT BLANC A PETITS GRAINS	47.43	111	98.318	80.5	69.5	▶ -13.7%
FIANO	43.15	28	36.565	50.6	68.2	▶ 34.9%
VERDEJO	29.86	29	9.06	17.1	7.5	▶ -56.3%
ARNEIS	12.99	15	19.444	14.9	15.7	▶ 5.4%
GRUNER VELTLINER		2	5.718	12.0	4.3	▶ -64.5%
TREBBIANO	4.00	5	4.118	9.2	10.9	▶ 17.9%
PEDRO XIMENEZ	14.31	8	7.573	4.6	6.3	▶ 37.0%
SCHEUREBE	6.42	4	3.605	3.1		▶ -100.0%
ROUSSANNE	1.37	1	1.349	2.0	1.4	▶ -30.7%
TRAMINER	8.40		2.14	2.0	2.2	▶ 10.7%
HARSLEVELU			1			
ALBARINO					2.0	
WHITE (TOTAL)	34,542.37	28,581.41	25,588.16	31,452.14	29,299.64	-6.8%

Wine Producers' Committee: Vintage 2022 Snapshot

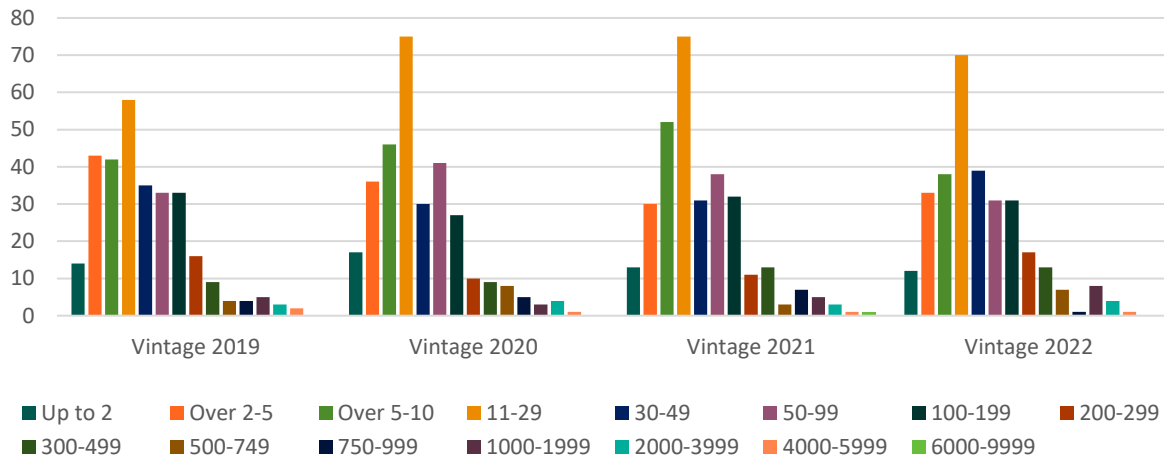
Red Variety	Vintage 2018	Vintage 2019	Vintage 2020	Vintage 2021	Vintage 2022	vs prior year
CABERNET SAUVIGNON	10755.1	8930.4	8397.3	9220.6	8652.2	▶ -6.2%
SHIRAZ	10414.9	7748.0	7591.6	8381.7	10035.1	▶ 19.7%
MERLOT	2710.3	2123.9	1616.9	1814.4	2003.3	▶ 10.4%
PINOT NOIR	812.2	621.2	695.4	910.8	841.5	▶ -7.6%
MALBEC	839.9	515.9	507.6	572.5	556.7	▶ -2.8%
TEMPRANILLO	487.0	303.4	409.6	484.5	530.5	▶ 9.5%
GRENACHE	279.9	424.1	317.2	462.9	428.6	▶ -7.4%
OTHER	164.9	109.6	253.4	197.4	158.2	▶ -19.8%
CABERNET FRANC	232.8	150.7	212.5	171.2	176.3	▶ 2.9%
PETIT VERDOT	230.8	167.5	149.4	143.1	150.9	▶ 5.4%
SANGIOVESE	67.1	48.0	52.7	84.8	194.4	▶ 129.2%
ZINFANDEL	62.8	49.4	47.6	48.2	82.7	▶ 71.7%
MOUVEDRE	57.0	23.0	41.6	42.7	49.5	▶ 15.8%
NEBBIOLO	34.1	27.0	26.7	34.4	27.5	▶ -20.0%
BARBERA	14.3	11.3	9.7	23.5	19.8	▶ -15.6%
DURIF	20.6	14.0	16.4	15.5	15.1	▶ -2.8%
GRACIANO	3.7	9.9	9.4	11.5	7.4	▶ -35.9%
PINOT MEUNIER	0.8	1.8	3.0	10.6	6.9	▶ -34.8%
NERO D'AVOLA	6.0	8.7	8.3	9.1	9.3	▶ 1.8%
GAMAY	1.9	3.8	3.9	8.8	12.6	▶ 43.3%
DOLCETTO	3.6	3.7	4.5	4.3	5.0	▶ 17.2%
MONTEPULCIANO	0.4	0.5	0.5	2.8	5.2	▶ 87.4%
SAPERAVI	1.9	1.8	1.9	2.4	1.2	▶ -48.0%
LAGREIN	1.4				0.1	
CHAMBOURCIN						
BRACHETTO	1.0	1.6	1.2	2.3	1.3	▶ -41.8%
TANNAT	5.8	1.0	1.0	2.2	0.7	▶ -68.6%
MEUNIER	0.7	0.6	0.2	1.4	1.9	▶ 31.3%
AGLIANICONE			0.1	0.7		▶ -100.0%
GRACIANO					1.0	
RED (TOTAL)	27210.9	21300.9	20379.8	22664.1	23974.9	5.8%

WA Industry Profile

Vintage 2022: Industry Profile



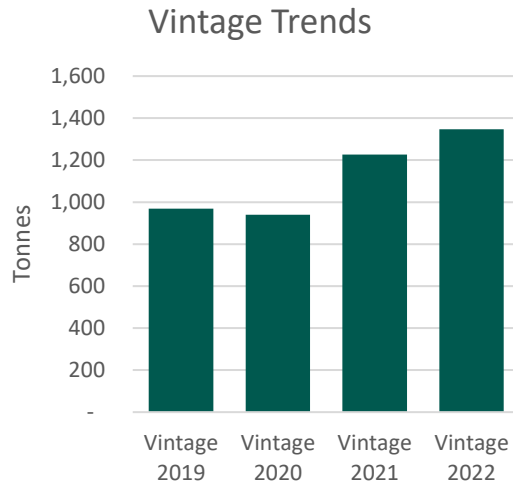
Industry Profile Trends



- There were 305 producers who paid FFS for the 2022 vintage, a slight decrease on the prior year [2021: 315].
- There was an increase in the number of large producers (>1000 tonnes).
- 50% of producers report volumes of less than 30 tonnes, down from 54% in the prior year.
- In a continuation of trend, the highest number of producers reporting in the 11-29 tonne range.

Regional Snapshots

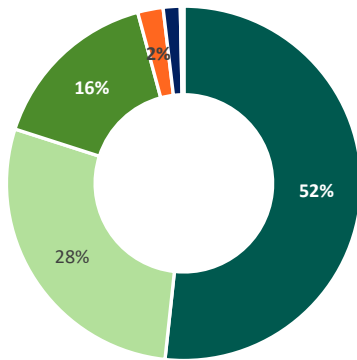
Blackwood Region



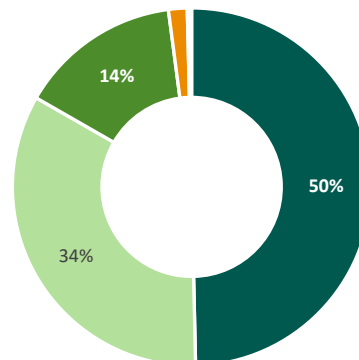
Blackwood region continued its growth trend with a four-year high of 1,346 tonnes. This represented a 10% increase (120 tonnes) over the 2021 vintage.

The 2022 growth was driven by an increase in red varieties of 31% [2022: 570 tonnes; 2021: 435 tonnes].

Vintage 2022 Red Varieties



Vintage 2022 White Varieties



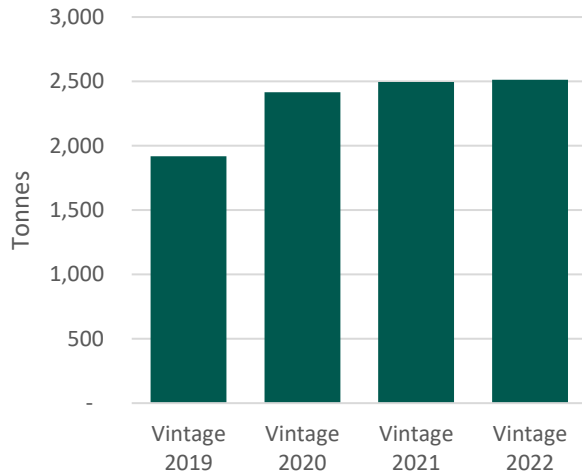
- SHIRAZ
- SAUVIGNON BLANC
- CHARDONNAY
- MERLOT
- CABERNET SAUVIGNON
- SEMILLON
- VERMINTINO
- MALBEC
- VIOGNIER
- TEMPRANILLO
- GRENACHE
- OTHER
- PETIT VERDOT

At 385 tonnes, sauvignon blanc remains the highest produced variety for the region, however in 2022, increases in shiraz production saw it overtake semillon as the second largest variety [shiraz 2022: 295 tonnes; 2021: 201 tonnes; semillon 2022: 279 tonnes; 2021 261 tonnes].

Consistent with the statewide trend, there was an overall reduction of Blackwood region whites of 1.8%, with the growth in semillon (18%) only partially offsetting reductions in semillon (-17%) and chardonnay (-29%).

Geographe Region

Vintage Trends

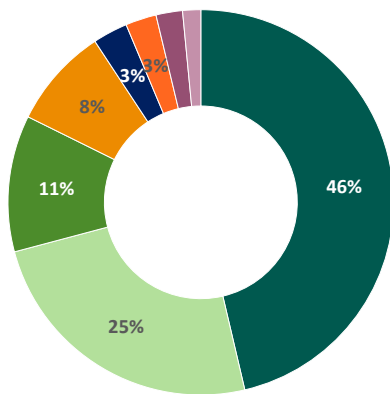


The 2022 vintage was steady against the prior vintage, with a marginal growth of 0.7% [2022: 2512 tonnes; 2021: 2,495 tonnes].


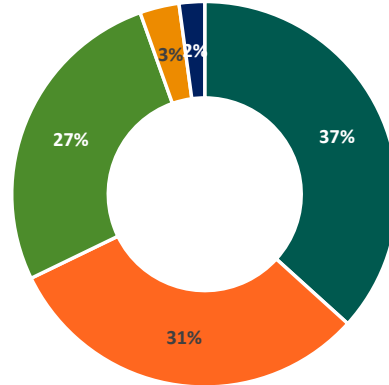
The growth was driven by red varieties (3.6%) which offset an overall easing of white production by 3.1% (-37 tonnes).

Geographe continues to be one of the more diverse regions, with vintage 2022 production spanning 22 red varieties and 12 white varieties.

Vintage 2022 Red Varieties (>20 tonne)

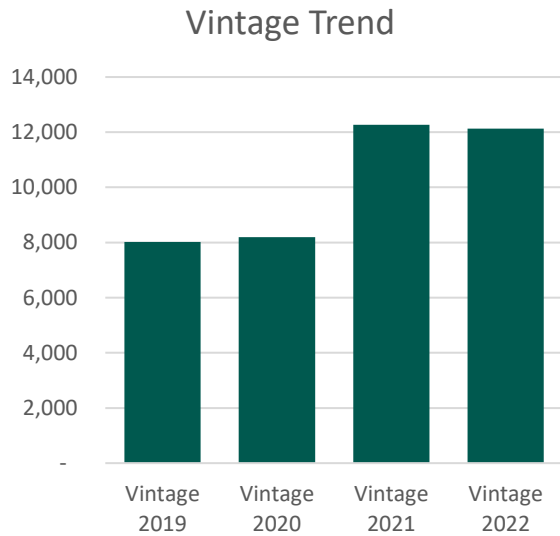


Vintage 2022 White Varieties (>20 tonne)



- As the variety with highest production volume, the 16.5% increase in shiraz volume [2022:642 tonnes; 2021: 551 tonnes] offset reductions in most other major red varieties to support an overall increase in reds of 3.6% (51 tonnes).
- Tempranillo was the only other major red variety to see an increase, with vintage 2022 recording 117 tonnes [2021: 103 tonnes].
- In whites, volumes compared favourably against the state-wide trend, with a decrease of 3.1% against a statewide drop of 6.8%.
- Increases in semillon [2022: 267 tonnes; 2021: 226 tonnes] and chenin blanc [2022: 33 tonnes; 2021: 21 tonnes] helped offset reductions in chardonnay [2022: 367 tonnes; 2021: 399 tonnes] sauvignon blanc [2022: 311 tonnes; 2021: 324 tonnes], and riesling [2022: 17 tonnes; 2021: 50 tonnes].


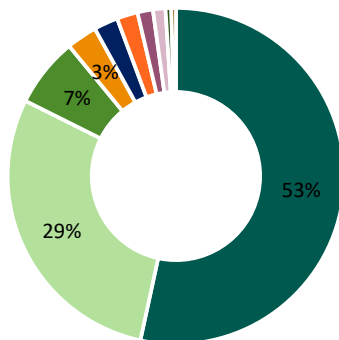
Great Southern Region



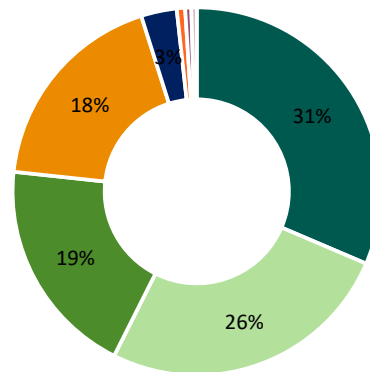
The 2022 vintage saw Great Southern region maintaining most of the high growth seen in the prior year, with a marginal overall volume reduction at 12,134 tonnes [2021: 12,269 tonnes; 2020: 8,198 tonnes].

At -7.6%, the region's reduction in production volumes for whites was higher than the statewide trend of -6.8%.

Vintage 2022 Red Varieties (>20 tonnes)



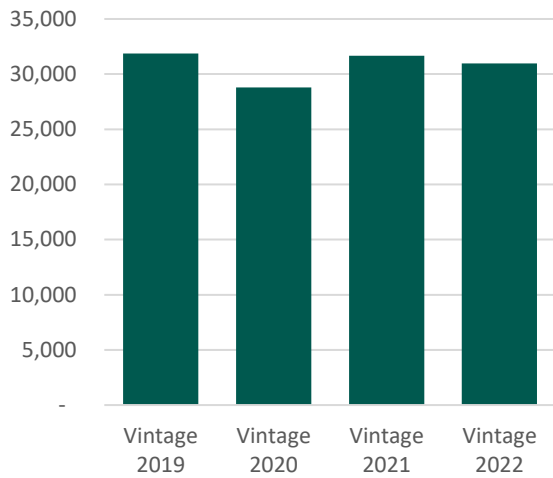
Vintage 2022 White Varieties (>20 tonnes)



- Shiraz (3605.7 tonnes) and cabernet sauvignon (1,957 tonnes) accounted for 81% of total reported red production. Shiraz performed strongly, with 2022 increasing by 11% (367 tonnes) to offset the lower production volumes for all other major red varieties in the region.
- Of the less common red varieties, there was substantial growth in sangiovese [2022: 100 tonnes; 2021: 18.2 tonnes], grenache [2022: 81 tonnes; 2021: 61 tonnes] and mouvedre [2022: 30 tonnes; 2021: 20 tonnes].
- There were volume reductions for every one of the top six white varieties for the region. The biggest reductions were seen in chardonnay [2022: 1,367 tonnes; 2021: 1,536 tonnes], riesling [2022: 970 tonnes; 2021: 1,114 tonnes] and semillon [2022: 1,015 tonnes; 2021: 1085 tonnes].

Margaret River Region

Vintage Trend

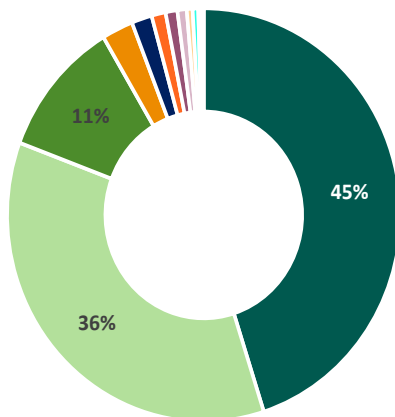


Whilst overall, vintage 2022 was softer than the prior year [2022: 30,975 tonnes; 2021: 31,652 tonnes] total volumes remained exceeded the rolling four-year average of 30,827 tonnes.

The growth of reds against the prior year was driven predominately by strong production numbers for shiraz and merlot (+964 tonnes and +245 tonnes respectively).

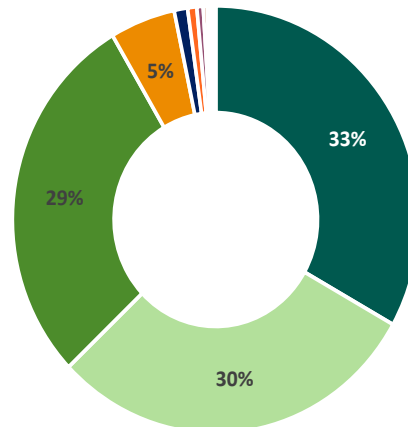
The moderate increase in red production was not enough to offset an overall drop of 7.5% in whites.

Vintage 2022 Red Varieties (>20 tonnes)



- CABERNET SAUVIGNON
- MERLOT
- TEMPRANILLO
- CABERNET FRANC
- GRENACHE
- OTHER
- SHIRAZ
- MALBEC
- PINOT NOIR
- PETIT VERDOT
- SANGIOVESE
- ZINFANDEL

Vintage 2022 White Varieties (>20 tonnes)

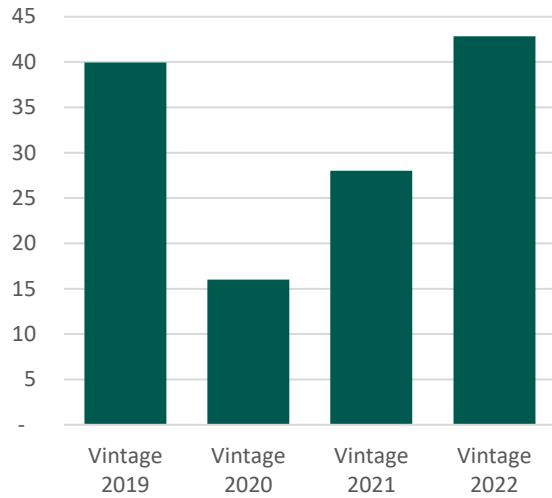


- SAUVIGNON BLANC
- SEMILLON
- CHARDONNAY
- CHENIN BLANC
- RIESLING
- PINOT GRIS

- Cabernet Sauvignon and shiraz remained the most common red varieties, however the 2021 vintage saw a substantial drop in cabernet sauvignon [2022: 5,950 tonnes; 2021: 6,414 tonnes].
- Sauvignon blanc, chardonnay and Semillon continue to account for 91% of overall white production. Across these three varieties there was a total decrease of 1,344 tonnes (-7.7%), mostly driven by drops in sauvignon blanc [2022: 5870 tonnes, 2021: 6886 tonnes].

Peel Region

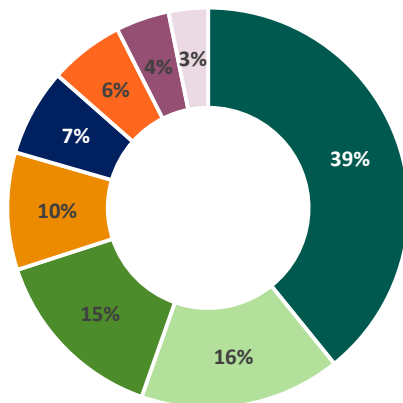
Vintage Trend



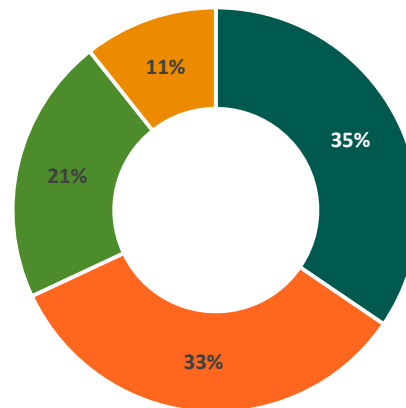
With overall production of 43 tonnes, Peel reported the strongest producing year of the last five years. Vintage 2022 for the Peel region saw an overall increase of 75% [2021: 28 tonnes], which was well ahead of the four-year trend of 32 tonnes per annum.

The growth was attributable to strong production of reds, partially offset by a 3-tonne reduction in whites.

Vintage 2022 Red Varieties (> 1 tonne)



Vintage 2022 White Varieties (>1 tonne)

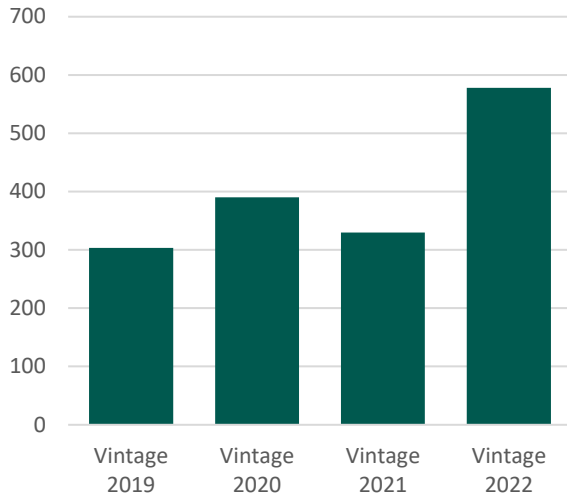


- | | | | |
|------------------|----------------------|-------------------|--------------|
| ■ SHIRAZ | ■ CABERNET SAUVIGNON | ■ SEMILLON | ■ CHARDONNAY |
| ■ SANGIOVESE | ■ ZINFANDEL | ■ SAUVIGNON BLANC | ■ FIANO |
| ■ CABERNET FRANC | ■ PINOT NOIR | | |
| ■ TEMPRANILLO | ■ OTHER | | |

- Shiraz returned to top spot as the largest variety of red produced at 11.7 tonnes (against 4.8 tonnes of cabernet sauvignon). This is an increase of 6.7 tonnes on the prior vintage.
- A drop in chardonnay tonnage [2022: 3 tonnes; 2021: 6 tonnes] meant that semillon was the most common white variety at 3.4 tonnes.

Perth Hills Region

Vintage Trend

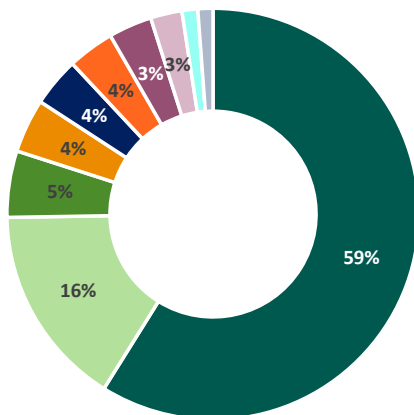


Being heavily dominated by red varieties allowed Perth hills to buck the statewide trend and record an increase in overall tonnage of 248 tonnes – some 75% higher than the prior year vintage.

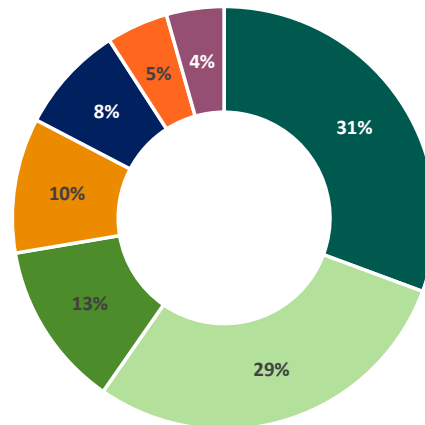
Perth hills is the only regions to have also seen an increase in white production, with 142 tonnes produced against vintage 2021 production of 68 tonnes.

Despite being one of the smallest regions by production volume, the Perth Hills remains a diverse region with some 26 different varieties reported.

Vintage 2022 Red Varieties (>5 tonne)



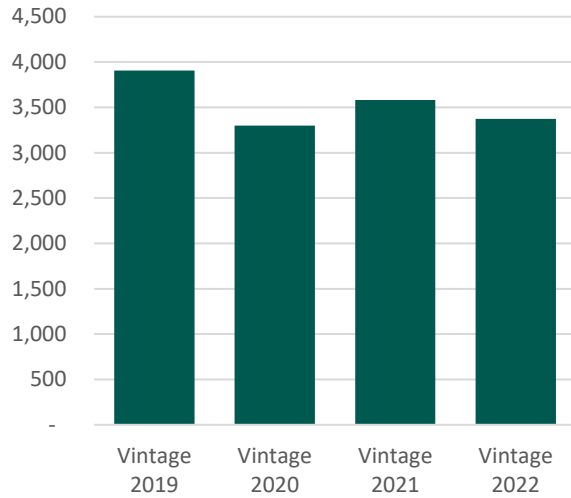
Vintage 2022 White Varieties (>5 tonne)



- The growth in reds was driven by shiraz [2022: 246 tonnes; 2021: 140 tonnes], cabernet sauvignon [2022: 66 tonnes; 2021: 30 tonnes], petit verdot [2022: 18 tonnes; 2021: 2 tonnes], and zinfandel [2022: 16 tonnes; 2021: 2 tonnes].
- Vintage 2022 saw production of white varieties more than double, with increase in almost every white variety. The highest gains were in chenin blanc [2022: 40 tonnes; 2021: Nil] and chardonnay [2022: 43 tonnes; 2021: 28 tonnes].

Swan Valley Region

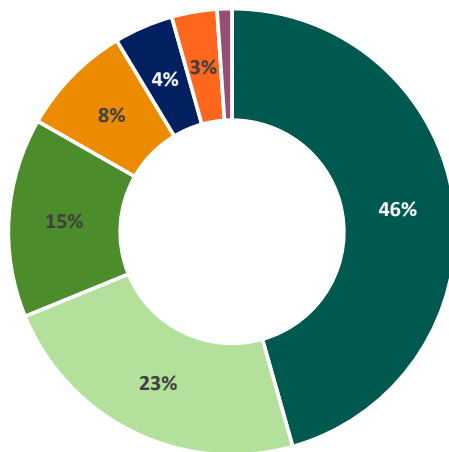
Vintage Trend



The Swan Valley region saw a drop in overall production for the 2022 vintage of 5.8% (207 tonnes), a softer result than the statewide contraction of 1.6% [2022: 3,373 tonnes; 2021: 3,580 tonnes]. Production was 6.6% lower than the five-year average of 3,612 tonnes.

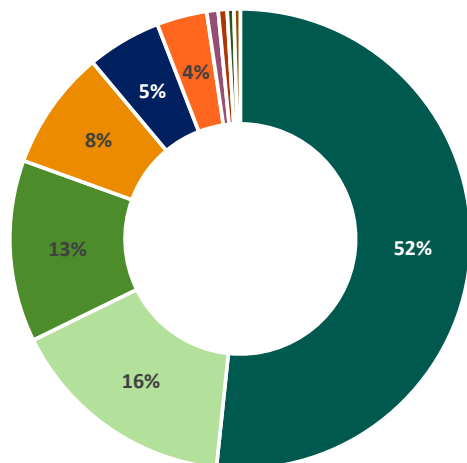
Despite lower production in 2022, white varieties continued to dominate, with 2,357 tonnes produced against 1,017 tonnes of red.

Vintage 2022 Red Varieties (>10 tonne)



- SHIRAZ
- CABERNET SAUVIGNON
- MERLOT
- PETIT VERDOT
- GRENACHE
- OTHER
- TEMPRANILLO

Vintage 2022 White Varieties (>10 tonne)

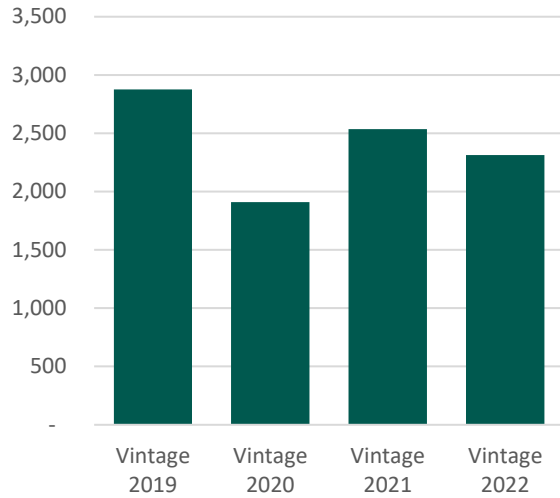


- CHENIN BLANC
- CHARDONNAY
- OTHER
- FIANO
- TREBBIANO
- VERDELHO
- MUSCADELLE
- SEMILLON
- VERMINTINO
- GEWURTZTRAMINER

- The overall drop in production is substantially attributable to the 33% reduction in Verdelho [2022: 375 tonnes; 2021: 562 tonnes].
- Production of chenin blanc continued to dominate, with 36% (1,203 tonnes) of the total regional production being attributable to the variety.

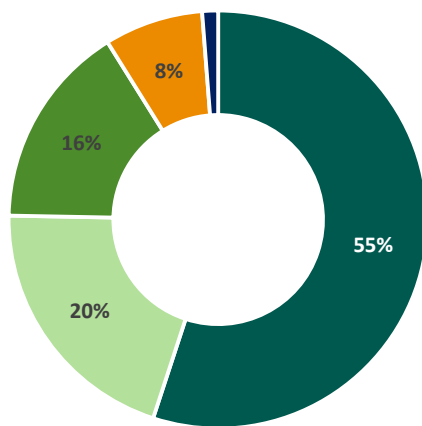
Southern Forests Region

Vintage Trend

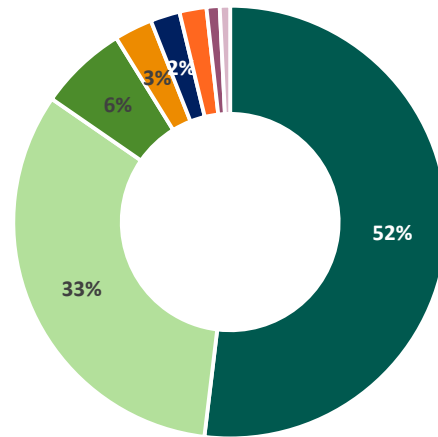


The Southern Forests region saw the biggest rate of contraction in overall production rates for the 2022 vintage of any Western Australian region. Vintage 2022 overall production was down 8.8% (223 tonnes) as compared to the statewide contraction of 1.6%. Production was 10.4% lower than the five-year average of 2,852 tonnes.

Vintage 2022 Red Varieties (>5 tonne)



Vintage 2022 White Varieties (>5 tonne)



■ PINOT NOIR
 ■ MERLOT
 ■ CABERNET FRANC
 ■ SHIRAZ
 ■ CABERNET SAUVIGNON

■ SAUVIGNON BLANC
 ■ PINOT GRIS
 ■ OTHER
 ■ RIESLING
 ■ CHARDONNAY
 ■ SEMILLON
 ■ PROSECCO
 ■ GEWURTZTRAMINER

- 81% of total production was attributable to white varieties [whites: 1,880 tonnes; reds: 433 tonnes].
- The biggest reductions in white varieties came from prosecco [2022: 38 tonnes; 2021: 101 tonnes].

ANNEXURE 1: VINTAGE 2022 VARIETAL DATASET BY REGION

APC Wine Producers' Committee Blackwood Valley Vintage 2022			
Variety	Tonnage		Tonnage
SHIRAZ	294.7		385.3
CABERNET SAUVIGNON	161.0		261.1
MERLOT	90.3		113.6
MALBEC	13.2		13.1
TEMPRANILLO	8.8		2.0
GRENAACHE	1.4		1.0
PETIT VERDOT	0.5		
RED TOTAL	570	WHITE TOTAL	776

APC Wine Producers' Committee Geographe Vintage 2022			
Variety	Tonnage		Tonnage
SHIRAZ	641.7	CHARDONNAY	366.4
CABERNET SAUVIGNON	339.6	SAUVIGNON BLANC	310.5
MERLOT	158.7	SEMILLON	266.8
TEMPRANILLO	116.7	CHENIN BLANC	32.9
GRENAACHE	40.5	OTHER	21.3
MALBEC	35.9	RIESLING	16.7
ZINFANDEL	30.8	MUSCAT BLANC A PETITS GRAINS	10.4
SANGIOVESE	21.0	VERMINTINO	9.0
BARBERA	18.1	ARNEIS	6.9
OTHER	17.7	VIOGNIER	4.2
GAMAY	11.3	VERDELHO	3.6
MOUVEDRE	6.7	FIANO	2.5
DOLCETTO	5.0		
PETIT VERDOT	3.5		
NEBBIOLO	3.3		
CABERNET FRANC	2.9		
NERO D'AVOLA	2.2		
PINOT NOIR	2.1		
GRACIANO	1.0		
MONTEPULCIANO	0.9		
GRACIANO	0.8		
DURIF	0.7		
RED - TOTAL	1461.1	WHITE TOTAL	1051.2

APC Wine Producers Committee Great Southern Vintage 2022				
Variety	Tonnage		Variety	Tonnage
SHIRAZ	3605.7		SAUVIGNON BLANC	1653.9
CABERNET SAUVIGNON	1957.0		CHARDONNAY	1367.2
PINOT NOIR	451.2		SEMILLON	1015.4
MERLOT	198.6		RIESLING	969.6
MALBEC	156.4		PINOT GRIS	164.6
TEMPRANILLO	135.7		GEWURTZTRAMINER	38.6
SANGIOVESE	100.0		OTHER	28.3
GRENACHE	80.9		FIANO	24.9
CABERNET FRANC	37.1		VIOGNIER	18.8
MOUVEDRE	30.1		VERMINTINO	15.2
OTHER	17.7		SAVIGNIN BLANC	12.8
PETIT VERDOT	13.0		VERDELHO	11.7
NEBBIOLO	11.8		ARNEIS	7.0
PINOT MEUNIER	6.9		GRUNER VELTLINER	3.9
			TRAMINER	0.6
RED TOTAL	6801.9		WHITE TOTAL	5332.5

APC Wine Producers Committee Margaret River Vintage 2022				
Variety	Tonnage		Variety	Tonnage
CABERNET SAUVIGNON	5950.0		SAUVIGNON BLANC	5870.4
SHIRAZ	4702.8		SEMILLON	5258.3
MERLOT	1425.1		CHARDONNAY	5067.8
MALBEC	339.2		CHENIN BLANC	918.2
TEMPRANILLO	221.2		RIESLING	188.5
PINOT NOIR	152.6		PINOT GRIS	129.3
CABERNET FRANC	128.1		VERDELHO	88.8
PETIT VERDOT	101.0		OTHER	55.8
GRENACHE	63.0		MUSCAT BLANC A PETITS GRAINS	49.6
SANGIOVESE	60.3		VIOGNIER	44.8
OTHER	31.7		VERMINTINO	25.2
ZINFANDEL	28.0		FIANO	19.5
MOUVEDRE	8.8		GEWURTZTRAMINER	8.0
NEBBIOLO	7.8		VERDEJO	7.5
GRACIANO	3.5		SAVIGNIN BLANC	5.1
GAMAY	1.3		PROSECCO	4.8
TANNAT	0.7		MUSCADELLE	4.5
			ALBARINO	2.0
			ROUSSANNE	1.4
RED TOTAL	13225.3		WHITE TOTAL	17749.5

APC Wine Producers Committee Peel Vintage 2022				
Variety	Tonnage		Variety	Tonnage
SHIRAZ	11.7		SEMILLON	3.4
CABERNET SAUVIGNON	4.8		CHARDONNAY	3.3
SANGIOVESE	4.4		SAUVIGNON BLANC	2.1
ZINFANDEL	2.8		FIANO	1.1
CABERNET FRANC	2.1		CHENIN BLANC	0.8
PINOT NOIR	1.8		VERMINTINO	0.7
TEMPRANILLO	1.3		MUSCAT BLANC A PETITS GRAINS	0.4
OTHER	1.0			
MERLOT	0.9			
PETIT VERDOT	0.3			
TOTAL	31.1		TOTAL	11.8

APC Wine Producers' Committee Perth Hills Vintage 2022				
Variety	Tonnage		Variety	Tonnage
SHIRAZ	246.4		CHARDONNAY	42.7
CABERNET SAUVIGNON	66.4		CHENIN BLANC	40.4
MERLOT	21.8		VERMINTINO	17.6
PETIT VERDOT	17.7		VIOGNIER	14.4
ZINFANDEL	16.1		VERDELHO	11.4
GRENACHE	15.3		OTHER	6.6
TEMPRANILLO	14.3		SEMILLON	6.1
OTHER	10.3		FIANO	1.5
PINOT NOIR	5.2		GEWURTZTRAMINER	1.5
DURIF	5.0			
MOUVEDRE	3.7			
MALBEC	3.2			
MONTEPULCIANO	3.1			
NERO D'AVOLA	2.6			
BARBERA	1.7			
SANGIOVESE	1.6			
BRACHETTO	1.1			
RED TOTAL	435.6		WHITE TOTAL	142.1

APC Wine Producers' Committee Swan Valley Vintage 2022				
Variety	Tonnage		Variety	Tonnage
SHIRAZ	447.8		CHENIN BLANC	1202.7
GRENADE	227.6		VERDELHO	374.7
CABERNET SAUVIGNON	141.6		CHARDONNAY	297.4
OTHER	79.8		MUSCADELLE	195.6
MERLOT	42.0		OTHER	121.3
TEMPRANILLO	32.1		SEMILLON	81.9
PETIT VERDOT	10.5		FIANO	18.7
DURIF	9.4		VERMINTINO	14.5
SANGIOVESE	7.1		TREBBIANO	10.9
MALBEC	4.7		GEWURTZTRAMINER	10.4
NERO D'AVOLA	4.5		MUSCAT BLANC A PETITS GRAINS	9.1
GRACIANO	3.1		VIOGNIER	6.6
ZINFANDEL	2.9		PEDRO XIMENEZ	6.3
MONTEPULCIANO	1.2		PINOT GRIS	2.7
SAPERAVI	1.0		SAUVIGNON BLANC	2.2
CABERNET FRANC	0.9		TRAMINER	1.6
PINOT NOIR	0.3			
MOUVEDRE	0.2			
RED TOTAL	1016.6		WHITE TOTAL	2356.6

APC Wine Producers' Committee Wine Industry Southern Forest (Manjimup/Pemberton) Vintage 2021				
Variety	Tonnage		Variety	Tonnage
PINOT NOIR	228.5		SAUVIGNON BLANC	974.4
SHIRAZ	84.2		CHARDONNAY	614.5
MERLOT	65.8		PINOT GRIS	123.1
CABERNET SAUVIGNON	31.7		SEMILLON	53.4
CABERNET FRANC	5.1		OTHER	41.2
NEBBIOLO	4.6		PROSECCO	37.8
PETIT VERDOT	4.4		RIESLING	18.4
MALBEC	4.2		GEWURTZTRAMINER	14.5
ZINFANDEL	2.2		ARNEIS	1.7
MEUNIER	1.9		GRUNER VELTLINER	0.4
TEMPRANILLO	0.4		VIOGNIER	0.2
SAPERAVI	0.2		FIANO	0.1
BRACHETTO	0.2			
LAGREIN	0.1			
RED TOTAL	433.42		WHITE TOTAL	1879.775