



AGRICULTURAL PRODUCE COMMISSION

**ANNUAL REPORT
FOR THE YEAR ENDED, 30 JUNE 2003**

**Agricultural Produce Commission
Sort Bin 3, 3 Baron-Hay Court
South Perth WA 6151**

**Phone: 9368 3127
Fax: 9368 3128
Email: apc@agric.wa.gov.au
Web: www.apcwa.org.au**

**ABN 33 720 315 990
ISSN 1035-8560**

1. Preamble	3
2. The Agricultural Produce Commission Act (1988)	3
3. The Commission	4
Membership	4
Meetings	4
Performance Indicators	5
Administration and staff	5
Memorandum of Understanding	5
Goods and Services Tax (GST)	5
Remuneration of Commissioners	6
Insurance of members of Commission and staff	6
Legal protection of Commissioners	6
Information held by the Commission	6
Legal Advice	6
Advertising	6
Disclosure pursuant of Section 175ZE (1) of the Electoral Act	6
4. Producers' Committees	7
Establishment of producers' committee	7
Committee members' tenure of office.	7
Remuneration of producers' committee members	7
Insurance of members of producer committees	7
Established producer committees	8
Fee for Service	10
Legal protection of producer committees	12
Administration costs of producer committees	12
Procedural Manual for producer committees	12
Agricultural Produce Commission Code of Conduct	12
5. Significant Events During The Year	12
Establishing producer committees	12
Agricultural Produce Commission Act – procedures	13
Producer Committee activity:	14
APC Avocado Producers' Committee	14
APC Carnarvon Banana Producers' Committee	14
APC Carrot Produces' Committee	15
APC Community Fruit Fly Baiting Committees	15
APC Egg Producers' Committee	16
APC Kununurra Crop Pest Control Committee	16
APC Pome, Citrus and Stone Fruit Producers' Committee	16
APC Pork Producers' Committee	17
APC Potato Producers' Committee	18
APC Strawberry Producers' Committee	18
APC Table Grape Producers' Committee	19
Turf Producers' Voluntary Committee	20
Publicity and Communication	20

6. Financial Results		21
Administration of accounts		21
Annual estimates of income and expenditure		21
Principal Accounting Officer		21
Revenue 2002/2003		21
Treasury interest rate for 2002/2003		22
Expenditure 2002/2003		23
Compliance with written law		24
Financial statements		24
Superannuation payments		24
Events occurring after Balance Date		24
Appendix		25
Performance Indicators	Appendix 1	26
Statement of Compliance with Written Law	Appendix 2	29
Certification of Financial Statements	Appendix 3	30
Financial Statements, Notes and Auditor General Opinion	Appendix 4	31
Attachments		42
Service Functions of Producer Committees	Attachment 1	43
Procedures to join the APC	Attachment 2	44
List of approvals and notices 2002/2003	Attachment 3	45
APC approved Budget for 2002/2003	Attachment 4	48
Fee for Service – Number of packages collected 2002/2003	Attachment 5	49
Summary production 1993/94 to 2002/2003	Attachment 6	52
Codling moth compensation revenue raised	Attachment 7	58
APC Polling expenditure 2002/2003	Attachment 8	58
Producer Committees 2002/2003 – Financial Performance Reports	Attachment 9	59
Summary Committees revenue, expenditure, and surplus 1990/91 to 2002/2003	Attachment 10	73
Commission Estimates for 2003/2004	Attachment 11	77

AGRICULTURAL PRODUCE COMMISSION

1. PREAMBLE

This report covers the fiscal year, 1 July 2002 to 30 June 2003 and has been prepared in accordance with the provisions of the Financial Administration and Audit Act 1985.

The Agricultural Produce Commission was established by the Agricultural Produce Commission Act of 1988. The Chairman and Commissioners were appointed on 1 September 1989, the date on which the Act was proclaimed.

The Commission is not an agent of the Crown nor a part of the Public Service. The Commission reports to the Minister for Agriculture; Forestry and Fisheries.

The role of the Commission is to encourage producers of agricultural produce, that come within the scope of the Act, to form committees for the purpose of collecting funds to provide services for the benefit of the producers and to ensure the future prosperity of their industry. By agricultural industry the Act means *a horticultural industry and such other agricultural industry as may be prescribed but excluding broadacre cropping and grazing industries.*

2. AGRICULTURAL PRODUCE COMMISSION ACT (1988)

- ❖ The *Agricultural Produce Commission Act 1988* was assented to on 23 December 1988.
- ❖ The *Agricultural Produce Commission Amendment Act 1993* was gazetted on 15 December 1993
- ❖ The *Agricultural Produce Commission Amendment Act 1998* was gazetted on 30 April 1998
- ❖ The *Agricultural Produce Commission Amendment Act 2000* was gazetted on 11 August 2000

- ❖ The *Agricultural Produce Commission Act, Producers Committee (Polling) Regulations 1990* were gazetted 23 November 1990 and amended by *Gazette* notice dated 13 February 2001.

- ❖ The *Agricultural Produce (Horticultural Industry) Regulations 2001* were gazetted on 13 February 2001 (replacing the *Horticultural Produce Commission General Regulations 1991*)

- ❖ The *Agricultural Produce (Prescribed Agricultural Industries and Services) Regulations 2001* commenced by *Gazette* Notice dated 3 July 2001. The following agricultural industries have been prescribed:
 - a) The pork production industry is prescribed as an agricultural industry under section 3.1 of the Act and services referred to in section 12.1 of the Act are services that a producers' committee may provide in relation to the pork production industry. - *Gazette* notice dated 3 July 2001.

 - b) The beekeeping industry is prescribed as an agricultural industry under section 3.1 of the Act and services of section 12.1 listed as (b), (c), (d), (h), (l), (la) and (m) are services that a producers' committee may provide in relation to beekeeping industry – *Gazette* notice dated 23 October 2001.

 - c) The egg production industry is prescribed as an agricultural industry under section 3.1 of the Act and services referred to in section 12.1 of the Act are services that a producers' committee may provide in relation to the egg production industry – *Gazette* notice dated 17 May 2002.

- ❖ Notice gazetted on 19 September 2000 under Section 19a of the Act declaring *that Mediterranean fruit fly (Ceratitis Capitata) is a pest to which Section 19a of the Act is to apply.*

3. THE COMMISSION

Membership

The Agricultural Produce Commission consists of four members who are appointed by the Minister for Agriculture, Forestry and Fisheries. The Minister appoints one member of the Commission to be the chairperson. Tenure of appointment is for a period not exceeding three years.

A member of the Commission is a person who has a broad understanding of agricultural industry and (a) experience in financial management; or (b) other experience relevant to the Commission's functions.

The incumbent members of the Commission are as follows:

H. Morgan AM	Chairperson,
C.P. Stevens	Member,
R.J. Delane	Member,
E.J. Skipworth	Member,

The term of office of Commission members expire on 30 November 2003

Meetings

The Agricultural Produce Commission meets as necessary. Since 1989 the Commissioners have met on 95 occasions, an average of 7 times per year.

Table 1 Meeting attendance 1989/90 to 2002/2003

Commissioner	Year													
	1989 1990	1990 1991	1991 1992	1992 1993	1993 1994	1994 1995	1995 1996	1996 1997	1997 1998	1998 1999	1999 2000	2000 2001	2001 2002	2002 2003
H. Morgan	8	12	5	6	7	6	4	5	6	10	8	7	5	4
C.P. Stevens	8	12	6	6	7	6	4	4	4	8	8	5	4	3
R.J. Delane												6	6	4
E.J. Skipworth												4	6	4
Public Servant*	6	9	6	4	4	5	4	5	6	10	7	1	-	-
No. of meetings	8	12	6	6	7	6	4	5	6	10	8	7	6	4

* As from 11 August 2000 the Act does not prescribe one member of the Commission to be an officer of the State Public Service

During the year under review the Commissioners met on the following dates:

Table 2 Meetings held by the Commission 2002/2003

No.	Meeting held on:	Invited Visitors
1	22 August 2002	Joe Murgia, Acting Principal Accounting Officer,
2	7 October 2002	Damen Keevers, Legal Officer, Department of Agriculture Gerry Parlevliet, Programme Services, Department of Agriculture
3	14 February 2003	Bruce Thorpe, Director, Farm Business Development, Dept. of Agriculture
4	12 March 2003	Ron Lucas, Principal Account Officer, Narmit Singh, Manager Financial Systems, Dept. of Agriculture

The Meeting held on 22 August 2002 was at the Commission then located at 36 Railway Parade, on 1st October 2003 the Commission moved office to 3 Baron-Hay Court, South Perth and all other meetings were held at the new location. The annual meeting of Commissioners and producer committee chairpersons was held on 29 November 2002 at Department of Agriculture, South Perth, with Kununurra Committee Chairperson participating via video link. In addition Commissioners attended the inaugural meeting of the APC Egg Producers' Committee held on the 18 July 2002. The Chairman and Commissioners attended various other meetings of agricultural groups, mostly with the beekeeper and flower industries.

Performance Indicators

The consultant contracted to conduct the annual survey of producer committees to determine the Commission's strengths and weaknesses noted that though the overall performance was quite high it was down on last survey held in 2002. This was partly due to some policy decisions the Commission made, these relate to budget reporting requirements and restrictions on the use of funds. The time it is taking to repeal of the Potato, Pig and Poultry industry Trust Acts has also become a source of irritation, this is especially so for the Pork and egg producer committees. The low level of understanding of the Commission by producers continues to be problem and one that will require more attention as with some ongoing problem areas with fee for service compliance.

**Table 3 Overall performance and effectiveness of the Commission as rated by clients
1997/98 to 2002/2003**

Year	Very poor			Very good		Average
	1	2	3	4	5	
1997/1998	2	2	2	2		50.0%
1998/1999			4	3		68.6%
1999/2000			1	5	1	80.0%
2000/2001	-	1	1	6	1	77.0%
2001/2002	-	-	1	6	2	82.0%
2002/2003	1	2	2	5	1	65.4%

Performance Indicators are given in **Appendix 1**

Administration and staff

During the year Max Crake undertook duties of executive officer and Lyn Scantlebury performed the financial duties. The Commission meets the salary cost of these staff. Treasury pays the superannuation payments of Mr. Crake.

The Commission directly employs the Executive Officer under Section 9 of the Act while the Finance Officer is seconded from Department of Agriculture.

The Commission is responsible for collecting the fee for service from producers, wholesalers, exporters and retailers. Each committee is provided with a quarterly report detailing revenue and expenditure for the period.

Memorandum of Understanding

To establish a mutual understanding in regard to the type and level of services provided to the Commission by the Department of Agriculture there is a Memorandum of Understanding Agreement between the Commission and the Department. The Memorandum is reviewed annually.

Goods and Services Tax (GST)

The Commission is GST exempt, a determination issued by the Federal Treasurer in March 2000 listed the Agricultural Produce Commission GST free under Section 81-5 of the *A New Tax System (Goods and Services) Act 1999*.

Remuneration of Commissioners

Remuneration for non-Public Servant Commissioners are set in accordance with the determination by the Minister as the rates applicable to Commissioners. The rates set in March 1999 were replaced by determination approved by the Minister in November 2002, the new rates are as follows.

Chairman	\$12,200 per annum
Industry Commissioner	\$6,100 per annum

The travel and accommodation costs of the three non-Public Servant Commissioners are remunerated.

Insurance of members of Commission and staff

The Commissioners and staff are covered against accidents that may occur during performance of official business.

Legal protection of Commissioners

Under section 24 a person who is or was a member of the Commission or an employee is not personally liable for any act done or omitted to be done in good faith by the Commission.

Information held by the Commission

Because of commercial sensitivity the Commission allows limited access to information relating to payments made in the way of fee for service by individual producers and dealers, in this regard both Commissioners and members of Producer Committees are required to abide by the APC Code of Conduct. The Commission publishes aggregated information relating to the quantity of produce on which the fee for service has been collected (Refer Attachments 5 and 6). Any request for information should be addressed to The Chairman, Agricultural Produce Commission, Sort Bin 3, 3 Baron-Hay Court South Perth WA 6151.

Legal Advice

The Agricultural Produce Commission is not entitled to obtain legal advice from the office of the Crown Solicitor and therefore the Commission receives legal advice when and as required from the private sector.

Advertising

The Commission places advertisements in newspapers for; nomination to producer committees, notice of intention to form a producers' committee, notice of poll, publish the results of polls and changes to fee for service charges. During the year the Commission employed the services of Marketforce Productions to manage the advertising.

Disclosure pursuant to Section 175ze(1) of the Electoral Act 1907

In accordance with the disclosure requirements of Section 175ZE of the Electoral Act 1907, the Agricultural Produce Commission of Western Australia reports that during the 2002/2003 financial year, the Commission incurred expenditure of \$4,585.00 The incurred expenditure has been allocated to the categories listed below:

Advertising agencies	\$4,585.00
Media advertising organisations	0.00
Total expenditure	\$4,585.00

4. PRODUCERS' COMMITTEES

Establishment of Producer Committees

Any agricultural industry group that comes within the scope of the Act can apply to join the Agricultural Produce Commission. A request to join the APC is usually preceded by a period of consultation with the Commission and the agricultural industry. After due consideration of the request the Commission formally initiates the procedure by requesting the Minister for his approval and direction. After receiving the ministerial directions to proceed, a Notice of Intention to establish a producers committee is published and submissions invited. At the end of the submission process a poll might then be conducted to determine industry support for the proposal. If a majority of producers concerned vote in favour the Commission may then form a committee (**Refer Attachment 2 Procedures to join the APC**).

The services that an APC producers' committee can provide to its constituent industry producers are prescribed in the Act under Section 12 (**Refer Attachment 1 Service Functions of Producers' Committee**). The producers' committee may provide one or more of the services described in Section 12 but to ensure flexibility and to meet changing needs, it is recommended that all functions allowed by the Act should be adopted so that these can be provided if and when needed.

Committee members tenure of office.

The Commissioners appoint members of producer committees for a maximum of three-years, the Act provides for elected committee members if it is of the opinion of Commissioners that a poll of producers' should be held.

To preserve continuity of service and experience, committee tenures are usually arranged so that only about half the members' terms expire at any given time. This is achieved by varying the first round of appointments for new committees between two and three-year terms, the subsequent appointments are all three-year terms, that commences on 1 June and expire 31 May in the final year of tenure.

The Commission appoints one member as the inaugural committee chairperson for three-year term; the committee appoints subsequent chairpersons.

Remuneration of producers' committee members

The producers' committee decides if members are to receive remuneration for time spent on committee business. On 29 November 2002 in accordance with the determination by the Minister, the Commission adopted the following recommended rates as the maximum remuneration that committee members can receive and replaces previous determination of 1999:

Producers' Committee chairperson	\$330 per day (meeting of over 4 hours). \$220 per part day (meeting of less than 4 hours).
Member of Producer Committee	\$220 per day (meeting of over 4 hours). \$150 per part day (meeting of less than 4 hours).

In addition committee members can claim travel cost while undertaking Commission business, incidental expenses, e.g, telephone and fax charges, must be supported by documentation.

Insurance of members of producer committees

The Commission insures producer committee members against accidents that may occur during performance of official business.

Established Producer Committees

As at the 30 June 2003 there were 12 producer committees established under Section 11 of the Act, plus one voluntary producer committee for which the Commission provides services under Section 19 of the Act. The total number of committee members was 67

Coverage by APC producer committees is around 44% percent of horticultural industry (**Refer Table 4**). Possible future horticultural committees may come from flower and wine grape producers, for some time both have been considering the APC Act for industry funding purposes.

Table 4 - Coverage of the Agricultural Produce Commission of Western Australian horticultural industry

Industry/sector	Gross value of Production (\$m)	Percentage
Member industry:		
Avocado	6.1	1.1
Carnarvon bananas	3.9	.7
Carrots	43.0	7.8
Citrus fruit	7.3	1.3
Kununurra (<i>fruit and vegetable production</i>)	36.5	6.6
Potatoes	31.2	5.6
Pome fruit	44.8	8.1
Strawberries	12.4	2.3
Stone fruit	31.7	5.7
Table grapes	9.3	1.7
Turf (voluntary)	15.8	2.9
Total:	242.0	43.8
Possible horticultural industry poll during 2003/2004:		
Floriculture – Cut Flowers	42.2	7.7
Wine Grapes	92.9	16.8
Total:	135.1	24.5
Non member horticultural industry:		
Floriculture – nurseries	31.2	5.5
Turf (non voluntary)	18.5	3.2
Nuts	0.1	0.0
Olives	0.3	0.5
Other fruit (<i>including Kiwi fruit and tropical fruits other than that grown in Kununurra</i>)	5.4	1.0
Vegetables (<i>excluding carrot, potato and Kununurra vegetable production</i>)	119.5	21.5
Total:	175.0	31.7
Grand Total:	\$m552.1	100%

Source: Australian Bureau of Statistics 2000/2001

Non-horticultural producer committees

On 11 August 2000 the Agricultural Produce Commission Act was amended and the scope of Commission activity broadened. In addition to horticultural industry the Act now provides for “*such other agricultural industry as may be prescribed but excluding broadacre cropping and grazing industries*”.

In response to requests by the pork, beekeeper and egg production industries these commodities were prescribed as agricultural industries that are covered by the section 3.1 of the Act and therefore were eligible to join the APC.

Following due process the Commission established the first non-horticultural producer committees in 2002, these being the APC Pork Producers’ Committee and the APC Egg Producers’ Committee. The beekeeper industry may vote to join the APC in August 2003.

Table 5 - Members of Producer Committees as at 30 June 2003

Producers' Committee	Members	Expiry Date
APC Avocado Producers' Committee (Established 1991)	R. Hansen (Chairperson) A. Blight D. Duncan W. Franceschi M. Simon	31/5/06 31/5/06 31/5/04 31/5/04 31/5/04
APC Bridgetown-Greenbushes Fruit Fly Baiting Committee (Established 1996)	Ctee In recess	
APC Carnarvon Banana Producers' Committee (Established 1999)	B. Munro (Chairperson) M. Andreoli I. Bilcich C. Cosh T. Day	31/5/05 31/5/04 31/5/05 31/5/04 31/5/05
APC Carrot Producers' Committee (Established 1994)	F. Natoli (Chairperson) D. Anderson S. Calameri A. Grubelich T. Travers	31/5/05 31/5/04 31/5/05 31/5/04 31/5/04
APC Egg Producers' Committee (Established 2002)	J. Simpson (Chairperson) J. Sacca T. Rae I. Wilson T. Woodard	31/5/05 31/5/05 31/5/05 31/5/04 31/5/04
APC Katanning Fruit Fly Baiting Committee (Established 1996)	Ctee in recess	
APC Kununurra Crop Pest Control Producers' Committee (Established 1997)	D. Robinson (Chairperson) K. Bellette C. Creed L. Dobson J. Fairclough D. Lerch D. Menzel	31/5/05 31/5/06 31/5/05 31/5/06 31/5/06 31/5/05 31/5/05
APC Pork Producers' Committee (Established 2002)	Dr. R. Wilson (Chairperson) J. Bradshaw Dr. C. Brennan G. Dent N. Ferguson A. Gardiner R. Leigh-Firbank S. Nicholls 1 vacancy	31/5/05 31/5/05 31/5/05 31/5/04 31/5/04 31/5/05 31/5/04 31/5/04 31/5/04
APC Pome, Citrus & Stone Fruit Producers' Committee (Established 1994)	H. Jarvis (Chairperson) K. Eckersley G. Fawcett S. Guimelli P. Gubler A. Logiudici V. Mazzardis 3 vacancies	31/5/05 31/5/05 31/5/04 31/5/04 31/5/04 31/5/04 31/5/04 31/5/05
APC Potato Producers' Committee (Established 2001)	S. Calameri (Chairperson) T. Ackley D. Della Vedova R. Musulin P. Rose H. Russell K. Taylor	31/5/04 31/5/04 31/5/04 31/5/04 31/5/04 31/5/04 31/5/04
APC Strawberry Producers' Committee (Established 1995)	G. Verheyen (Chairperson) A. Bolsenbroek N. Handasyde K. Langlands W. Tweedie	31/3/04 31/5/04 31/5/06 31/5/04 31/5/06
APC Table Grape Producers' Committee (Established 1991)	V. Skroza (Chairperson) P. Bacon M. Erceg M. Katich T. Lovreta D. Ramponi K. Taylor	31/5/06 31/5/05 31/5/05 31/5/06 31/5/06 31/5/05 31/5/06
Turf Producers' Voluntary Committee (Established 1999)	R. Moir (Chairperson) A. Demasi J. Maas P. Paino	31/5/04 31/5/04 31/5/04 31/5/04

FEE FOR SERVICE

The funds for services provided by committees to their constituent producers are collected through the *fee for service*. The fee for service charges are determined after the Committee selects and costs services to be provided to producers and prepares the annual budget. On being approved by both Commission and the Minister the fee for service is applied to all produce sold. For horticultural industries the manner in which a producer pays the fee for service is governed by the APC Act *Agricultural Produce (Horticultural Industry) Regulations 2001*. Regulations 2 to 5 provide for the collection of fee for service from producers by any person who is a dealer (producer, market agent, wholesaler, retailer or exporter). The regulations require that dealers remit fee for service collections to the Commission not later than 14 days after the end of the month that the transaction has occurred (Regulation 8). For APC community fruit fly baiting committees there is provision in the Regulations for the local government authority to collect the fees (Regulation 6).

Compliance - To ensure that producers and their industry receive full benefit of services, it is important that all producers fulfill their fee for service responsibilities. Fee for service non-compliance is a concern to most producer committees. The Commission records all monies paid by way of fee for service to the relevant producers' committee. On occasions committees collect monies from other sources such as matching research funds from national bodies. If requested the Commission will administer these funds on behalf of a producers' committee. To date the Commission has not charged for this service.

Electronic Transfer of Fee for Service data – To simplify the process of remitting fee for service Returns for both producers and dealers, the Commission has commenced implementation of a computer system that will provide for the electronic transfer of fee for service data direct to the Commission. It is hoped to have this service in operation by early 2004. Producers and dealers can already access fee for service remittance Return Forms on the APC website at www.apcwa.org.au, a further development will provide for the transfer of fees by electronic banking facility.

Voluntary Fee for Service – Fee for service established for voluntary horticultural groups under Section 19 of the Act is not compulsory and therefore Section 14 and Regulations do not apply. The fee for service for the turf industry is a voluntary fee.

Table 6 - Changes to fee for service during 2002/2003

Committee	Fee for Service change															
APC Pome, Citrus & Stone Fruit Producers' Committee	<p>Fee for service for Pome fruit industry reduced to:</p> <table border="1"> <thead> <tr> <th></th> <th>Tray</th> <th>22 Litre</th> <th>36 Litre</th> <th>Bin</th> </tr> </thead> <tbody> <tr> <td>Apples</td> <td>3 cents</td> <td>9 cents</td> <td>12 cents</td> <td>\$2.90</td> </tr> <tr> <td>Pears/Nashi</td> <td>3 cents</td> <td>9 cents</td> <td>12 cents</td> <td>\$3.17</td> </tr> </tbody> </table> <p><i>As from: 1 August 2002, Government Gazette Notice: 25 June 2002</i></p>		Tray	22 Litre	36 Litre	Bin	Apples	3 cents	9 cents	12 cents	\$2.90	Pears/Nashi	3 cents	9 cents	12 cents	\$3.17
	Tray	22 Litre	36 Litre	Bin												
Apples	3 cents	9 cents	12 cents	\$2.90												
Pears/Nashi	3 cents	9 cents	12 cents	\$3.17												
APC Pork Producers' Committee	<p>Fee for service for pork production industry set at 0.8 cents per kilogram carcass weight be imposed on all pigs slaughtered in Western Australia</p> <p><i>Approved by Minister 27 May 2002, to be Gazetted when commencement date is determined which is subject to the repeal of the Pig Industry Compensation Act 1942</i></p>															
APC Kununurra Crop Pest Control Committee	<p>New Fee for service charges for Kununurra horticultural producers set at:</p> <p>Rockmeon, honey dew and butternut pumpkin @ 5 cents per ctn Pumpkin and watermelon @ \$1.20 per tonne Other fruit and vegetables @ 11 cents per carton</p> <p><i>As from: 1 may 2003, Government Gazette Notice: 8 April 2003</i></p>															

Table 7 - Fee for Service as at 30 June 2003

<u>Apples</u> Package size: Service charge:	<u>Tray</u> 3 cents	<u>22 Litre</u> 9 cents	<u>36 Litre</u> 12 cents	<u>Bins</u> \$2.90	<u>Tonne</u> \$6.00	
<u>Avocados</u> Package size: Service charge:	<u>6 kg tray</u> 10 cents	<u>10 kg tub</u> 17 cents	<u>12 kg tub</u> 20 cents			
<u>Carnarvon Bananas</u> Service charge:	<u>13 kg ctn</u> 23 cents	<u>15 kg tub</u> 26 cents				
<u>Carrots</u> Service charge:	<i>Fee for service currently suspended</i>					
<u>Citrus</u> Package size: Service charge:	<u>Oranges</u> <u>Net bag 3 kg</u> 3 cents	<u>Tray</u> 5 cents	<u>22 Litre</u> 14 cents	<u>36 Litre</u> 20 cents	<u>Bins</u> \$4.00	<u>Tonne</u> \$10.00
<u>Eggs</u> Service charge:	<i>Fee for service to commence on repeal of the Poultry Industry Trust Fund Act during 2003/04</i>					
<u>Kununurra Horticultural Produce</u> Service charge: Recommended 1 st May 2003	<u>Rockmelon</u> 5 cents ctn	<u>Honeydew</u> 5 cents ctn	<u>Butternut Pumpkin</u> 5 cents ctn	<u>Pumpkin</u> \$1.20 tonne	<u>Watermelon</u> \$1.20 tonne	<u>Other Fruit & Vegetables</u> 11 cents ctn
<u>Pears & Nashi</u> Package size: Service charge:	<u>Tray</u> 3 cents	<u>22 Litre</u> 9 cents	<u>36 Litre</u> 12 cents	<u>Bins</u> \$3.17	<u>Tonne</u> \$6.00	
<u>Pork</u> Service charge:	<i>0.8 cents per kilogram carcass weight (Fee for service not gazetted as at 30 June 2003 – to commence on repeal of the Pig Industry Compensation Act during 2003/04)</i>					
<u>Potatoes</u> Service charge:	<i>\$3.65 per tonne for processing, ware and seed potatoes</i>					
<u>Strawberries</u> Package size: Service charge:	<u>Tray</u> loose x2 kilo 2 cents	<u>Tray</u> 4 kilo loose 4 cents	<u>Tray</u> (Euro punnet) 3 cents	<u>Std Tray</u> x12 punnet 3 cents		
<u>Stone fruit</u> Package size: Service charge:	<u>Tray</u> 3 cents	<u>22 Litre</u> 9 cents	<u>Bins (plums)</u> \$3.17	<u>Tonne</u> \$6.00		
<u>Table grapes</u> Package size: Service charge:	<u>18 litre</u> 7 cents	<u>22 litre</u> 9 cents	<u>36 litre</u> 14 cents			
<u>Turf Producers' Voluntary Service charge:</u>	<i>Annual voluntary service charge: \$100.00 per hectare of turf under production.</i>					

Legal protection of producer committees

Under section 24 of the Act a person who is or was a member of a producers' committee, or an employee of a producers' committee is not personally liable for any act done or omitted to be done in good faith by a producers' committee.

Administration costs of producer committees

The cost incurred by the Commission in general administration, managing the accounts and compliance with various acts are met by a 10 per cent charge on the fee for service raised. Should the fee for service be suspended then a nominal annual fee is charged to the committee to cover the cost of maintaining accounts and services. No charge is imposed on moneys raised by committees from other sources such as for interest and federal research funds.

Procedural manual for producer committees

The Commissioners have circulated a Procedural Manual for Producers' Committees. This manual details the responsibilities and mode of conducting business.

Agricultural Produce Commission Code of Conduct

In May 2000 the Commission adopted the *Agricultural Produce Commission Code of Conduct* (Code of Conduct) and is based on the *Western Australian Public Sector Code of Ethics* and recommended by the Office of Public Sector Standards. The Code of Conduct is applicable to Commissioners, staff and Producer Committee members.

5. SIGNIFICANT EVENTS DURING THE YEAR

Establishing Producer Committees

As in other years the establishment of new producer committees was a Commission priority and in this regard discussions were held with the beekeeper, flower, wine, nursery, asparagus and turf producing industries. Though no new committees were established during the year, as at 30 June the beekeeper and flower industries had taken the first steps that could lead to the establishment of producer committees for those industries. Following is report on committee establishment activity:

a) Establishment of an APC beekeepers producers committee

For more than two years the APC has been in consultation with the beekeeping industry through the Bee Industry Consultative Committee in regard to the establishment of a beekeepers producers committee. The discussions, which involved the four beekeepers associations, centered on the scope of the services to be provided by the proposed committee. Finally the industry groups agreed that the service functions would be confined to pest and disease control and in this regard service functions (b), (e), (d), (h), (l), (la) and (m) of Section 12.1 would be recommended.

The poll process to establish a beekeeper producers committee commenced on the 26 June 2003 with the publication of the *Notice of Intention* and beekeepers were invited to submit submissions on the proposal. Subject to the submission process the APC will then consider setting the date for the poll of Western Australian beekeepers.

b) Establishment of an APC flower producers committee.

Following the flower industry consultation process that commenced in 2002, five workshops were conducted by Flowerswest during February and March 2003, the purpose of the workshops was to explain the APC fee for service mechanism and representatives from the APC were in attendance. The workshops generated energetic debate, with a section of the industry strongly opposed to the introduction of a flower industry fee for service. Nevertheless Flowerswest considered that there was sufficient support for the proposal and therefore a poll should be conducted to let the floriculture industry decide the issue, the APC endorsed this view. As at 30 June 2003 the APC was

arranging to commence the process that could lead to a poll of Western Australian flower producers.

c) Establishment of an APC turf producers committee

The APC provides administrative services to the Turf Producers Voluntary Committee and the provision of the service is provided under Section 19 of the Act. The voluntary fee for service that the APC collects is used to fund turf research at the University of Western Australia. The Turf Growers Association established the Voluntary Committee after the poll held 1999 failed to support the establishment of an APC turf producers committee. The Association is now again consulting with the turf industry and this may lead to the conduct of another poll in 2003/2004 to establish producers committee.

d) Proposed wine and wine grape producers committee

For some years now the WA wine industry has considered funding through fee for service, however no further action was taken in 2002/2003 to consider the issue, this was largely due to Federal Government indication to restructure and merge national wine industry bodies. Therefore the Wine Industry Association of WA is waiting for details on this proposal before further considering the establishment of an APC wine and wine grape producers' committee.

e) Nursery Industry

During the year the Commission discussed the provisions of the APC legislation with representatives of WA nursery industry through the Nursery Industry HortGuard group. For sometime the nursery industry has also considered the possibility of setting up a fee for service structure and further consultation within the industry is required before any formal step would be taken.

f) Asparagus Industry

The Commission received an inquiry from the WA Asparagus Growers Association and this led to a request from the Association to establish an APC committee. However on further consideration the Association decided that more time was required to survey the industry on this matter and prepare a comprehensive list of asparagus producers, finding funds to meet the cost of an APC poll was also a consideration. In the past industry has received funding through voluntary levy on asparagus sales, also market agents have contributed an annual donation and levy has been collected on asparagus packaging by the carton manufacturer and paid to the Association.

Agricultural Produce Commission Act – procedures:

Adoption of Section 12.1 (1a) of the Agricultural Produce Commission Act

Included in the APC Act amendments of year 2000 was the inclusion of additional clause to Section 12.1 service functions, thus some established committees are considering adopting this clause by special poll and while committees established since 2000 have included "1a" in their functions. The clause listed as "1a" provides for the:

establishment of compensation schemes for the benefit of producers whose agricultural produce is destroyed as a result of action taken to control a pest or disease.

Producer Committees that have adopted "1a" clause include the Potato, Pork, Egg and Carnarvon Banana Producers' Committees. Also the poll of producers held on the 30 April 2003 was in favour of adopting "1a" for the fruit industry and therefore is now a service that can be provided by the APC Pome, Citrus and Stone Fruit Producers' Committee.

PRODUCER COMMITTEE ACTIVITY:

Reports received through chairpersons of producer committees on activity during the year under review:

APC Avocado Producers' Committee

Activities - As in other years the APC Avocado Producers' Committee supported avocado technology transfer, this included industry consultants being brought to Western Australia to conduct field days and then providing their expertise to producers (at a fee to the producers) to consult with them directly on their properties. The Fee for service funded promotions were also again undertaken and included in-store demonstrations, school home economics classes and presentation at the Perth Royal Show.

Avocado Fee for Service Survey – Because it is projected that WA avocado production will increase a massive 300% in the next few years the Committee considered what should be done to meet this challenge. The Committee was divided on whether the current rate of fee for service was appropriate and how or to what extent marketing and promotion programmes should be developed. Some members felt that the fee for service more than met current needs and with increased production the funds would just accumulate, therefore the fees should be substantially reduced and individual or groups of producers could then develop their own marketing strategies. While others took the view that because of the projected increase in production major industry marketing and promotion programmes should be developed and financed. The Committee decided that the industry should be consulted on this important matter and requested the APC to conduct a postal poll to survey avocado producers on the preferred rate of fee for service charge. The APC conducted the survey poll on 9 October 2002 and producers were asked to vote for their preferred fee for service charge. Based on six kilo standard tray the result was; 42% supported 10 cents charge (current rate), 18% voted 6 cents and 40% voted for 3 cents per tray. Given the poll result the Committee has not made any change to fee for service charges and in the fiscal year 2003/04 will conduct a complete review of marketing and promotion strategy, this will include the employment of a marketing consultant.

APC Carnarvon Banana Producers' Committee

Banana Compensation scheme – With no major storm event or incursion of exotic disease there were no claims made against the Banana Compensation Scheme in 2002/03. Currently the Scheme is self insured from funds held in reserve as the Committee has not been able to find insurance underwriter to provide affordable and appropriate cover. The Committee estimates that the Scheme reserves are sufficient too compensate banana producers for two total loss events.

Seasonal outlook The region is now in its third year of drought and though the Gascoyne Water Corporation has been able to provide sufficient water and avoid restrictions the way ahead is not clear as the drought continues. Two very small and brief river flows this year have not provided significant recharge of the aquifers. If there is no significant river flow by the end of 2003 some water allocation reduction will probably be necessary and this will impact on the banana industry

Banana production - There have been no significant changes to Carnarvon banana producer numbers over the last year and the area in production is much the same. However, there has been a general replacement of older plantings and production is predicted to rise.

Banana Industry Biosecurity – In May 2002 the banana industry fee for service was increased by 3 cents to cover the cost of exotic pest and disease surveillance. In November 2002 an application was made to Horticulture Australia Limited (HAL) for matching funds to allow commencement of a structured biosecurity awareness and contingency plan designed to implement the Banana Hortguard initiatives described in the Banana Industry Protection Plan. The funding requested was \$30,000 over three years to match the expected annual fee for service. The work is to be carried out

by a consultant with input from banana producers and the Department of Agriculture specialists. HAL approved the funding on 30th June 2003 and the programme will commence once the necessary agreements are completed.

APC Carrot Producers' Committee

Western Australian Carrot Research and Development - For almost ten years the research and development (R&D) needs of the Western Australian carrot producers has been addressed through the APC Carrot Producers' Committee. The Committee shares members with, and works closely with, the Carrot Association for Research and Development (CARD) which represents carrot producers in WA. Initially R&D projects were financed by fee for service funds when the Committee was established in 1994, then in 1997 the AusVeg National Vegetable R&D Levy was introduced and therefore the fee for service was suspended. The national levy programme continued to fund the CARD projects previously funded by the fee for service.

The AusVeg National Vegetable R&D Levy programme has produced some excellent outcomes for the carrot industry. However, CARD has identified a number of gaps in research that the National programme does not consider a high priority. Because approximately 90% of Australian export carrots are produced in Western Australia the local focus is mainly on the export market. To make sure that issues important to the WA industry are adequately funded, consideration is being given to the re-introduction of the fee for service. Activities that are of national significance will continue to be directed through the Horticulture Australia/AusVeg programme, however, local WA issues could be supported through the fee for service.

During 2003/04, CARD will develop a carrot industry research and development plan in partnership with the broader WA carrot industry. Industry support for the plan will be sought before the APC Carrot Producers' Committee makes a decision on re-commencement of the fee for service.

APC Community Fruit Fly Baiting Committees

The Mediterranean fruit fly (*Ceratitis Cpitata*) is a major pest for both commercial and non-commercial fruit producers. The Commission become involved with fruit fly baiting schemes when changes to the Plant Diseases Act resulted in the suspension of public funding for fruit fly baiting via the Agricultural Protection Board.

The Commission establishes fruit fly baiting schemes under Section 12.1(b) of the Act and by the prescribing of Mediterranean fruit fly under Section 19a the APC fruit fly baiting committees can provide the services to non-commercial or back yard fruit producers. The Plant Diseases Act, Section 17a (1) provides right of entry for any person engaged by an APC committee to bait fruit trees.

The Commission has established two community fruit fly baiting committees, these are the APC Bridgetown-Greenbushes Fruit Fly Baiting Committee and APC Katanning Fruit Fly Baiting Committee, however due to number of reasons both committees are in recess. In Bridgetown the Shire Council could not agree to support the town-baiting scheme and without the administrative support that a local government can provide it was impractical for the committee to operate. Though the Katanning committee achieved excellent results in its first few seasons this did persist due partly to inadequacies of the Act that then existed then finally the reluctance of the Shire to continue with the arrangement which withdrew its support in 2001.

In view of past experience, the Commission will not consider establishing a community fruit fly baiting committee without first receiving the full support of the Shire. The Commission can assure any participating Shire the recovery of scheme administration costs and there are two options for collecting the fee for service charges from residents with fruit trees. With option one the fee for

service is invoiced direct to rate payers with fruit trees, the second and simpler option provides for the APC to charge the cost of scheme direct to the Shire, then the Shire recovers the cost by including in the town rates.

In the year under review the Commission received one local government inquiry in regard to the establishment of a community fruit baiting committee.

APC Egg Producers' Committee

Repeal of Poultry Industry Trust Fund Act delayed - The APC Egg Producers' Committee was established in May 2002 after a successful poll of the egg producing industry. However the introduction of the egg industry fee for service has been delayed due to delay in the repeal of the *Poultry Industry Trust Fund Act* (PITF Act). The repeal is now expected to occur during 2003/04 and until then the current levy collected under PITF Act will continue to be collected.

Fee for Service funding strategy - When the PITF Act is repealed the Committee will consider the rate of fee-for-service, the fee will be aimed to raise sufficient finance for all purposes and activities approved under Section 12.1 of APC Act. The Committee budget will include all activity previously funded by the Trust fund levy and Poultry Farmers Association (PFA) membership fees. As there are around 20 million dozen eggs sold per annum, the rate of fee for service was agreed to be set at 0.25 cents per dozen. The objective being to raise around \$50,000 per annum which combined with a draw down of around \$20,000 in interest from the funds held would meet most current expenditure and maintain a minimum balance of \$500,000 in the reserve funds.

The PFA has resolved to continue a subscription membership to cover the cost of matters that could be considered outside the scope of the prescribed functions of the APC Act. Until the PITF Act has been repealed the PFA will seek ongoing funding from the PITF. This will be essential because the industry is awaiting the outcome of three simultaneous reviews.

APC Kununurra Crop Pest Control Committee

Proposed producers poll - In 2002 the APC Kununurra Crop Pest Control Committee requested the APC to conduct a producers poll to expand the range of services that the Committee can provide under Section 12.1 of the Act. The main purpose for the increase in services was to support the Kununurra Hortguard programme also, when and if required, to fund promotion, research and other benefits for Kununurra horticulture. As some producers were highly critical of the proposal it was decided that further consultation was required and therefore the conduct of the poll was delayed.

Fee for Service reinstated - Currently the services the Committee can provide are restricted to Section 12.1.b, which provides for horticulture pest and disease control. The fee for service charges for this service were suspended in 1999 for reasons related to the Quarantine and Export Freedom Rules that do not allow baiting treatment that might mask the presence of Medfly. However funding is now required to support the Ordguard plan, for melon thrip trapping and for Medfly trapping and eradication, therefore the Committee decided that the fee for service for pest control services should be reinstated. The new fees on horticultural sales were approved and these commenced on 1st May 2003, the fee for service is now remitted by producers quarterly direct to the APC on Return Forms that can be accessed on the Committee web page at www.apcwa.org.au.

APC Pome, Citrus and Stone Fruit Producers' Committee

Compensation scheme poll - On 30 April 2003 the APC conducted a poll of WA fruit producers. The reason for the poll was due to APC Act being amended in 2000 when compensation schemes were prescribed by special provision of Section 12.1 (1a). Therefore before any compensation scheme, such as the Dwellingup Codling moth incursion in 1998, could be considered by the fruit industry the approval of producers was required to include "1a" in the list of services provided by the APC Pome, Citrus and Stone Fruit Producers' Committee. Though only 20% of the eligible fruit

producers participated in the postal poll, of those that did participate 84% voted in favour of compensation schemes under “1a”, and therefore the result represented a strong indication of industry support. Compensation schemes under “1a” is described by the Act as being; “*a compensation scheme for the benefit of producers whose agricultural produce is destroyed as a result of action taken to control a pest or disease of that produce*”. During the poll process the Committee drew the attention of producers to an important aspect of fee for service, that is, producers who contribute funds receive the benefits. This particularly applied to compensation schemes, therefore before any compensation is paid to a producer, that producer must prove and sign a declaration that fee for service has been paid on all fruit sales (as required by the Act) for at least the previous three years. Also each section the fruit industry is funded separately, that is, fee for service contributions by pome producers support only pome schemes, the same applies to the citrus and stone fruit industries.

In looking to possible future exotic pest incursion the WAFGA Apple and Pear Council is participating in the development and improvement of the Pome Fruit Industry Protection Plan to ensure that the industry is better prepared in the event of an exotic pest or disease incursion. In 2002/2003 industry contributed \$27,000 to Codling moth monitoring.

Industry Development Officers – A Development Officer has been appointed for the Pome fruit industry and is to commence duties from 1 July 2003. Financing of this new position has been arranged with fee for service contributions and matching funds through Horticultural Australia Limited (HAL). These arrangements are similar to those for the Citrus Industry Development Officer who is a Department of Agriculture Officer and funding for this position is met by contributions from three sources, i.e., the citrus fee for service, the Department and HAL.

Fruit Promotion – Apples for Kids Promotion, now in its second year is a highly successful promotion with supermarkets now actively marketing small sized fruit, the programme is supported by the generous donations of fruit from producers. Promotion for the citrus fruit industry has been conducted through supermarket chains and the placing of the blue “WA” sticker on citrus fruits has proved to be successful. Stone fruit promotion has been targeted through school canteens, press drops and distribution of recipes and varietal information to media and supermarket chain stores.

Research and Development – Pome industry is to contribute to the Department of Agriculture on two new research projects aimed at improving pink lady packouts and determining the level of profitability in the pome fruit growing sector.

APC Pork Producers’ Committee

Repeal of Pig Industry Compensation Act delayed - Following the successful poll of the Western Australian pork producing industry the APC Pork Producers’ Committee was established in February 2002. However the pork industry fee for service cannot commence until the *Pig Industry Compensation Act* (PIC Act) is repealed and the levy collected under that Act has been abolished, the repeal of PIC Act is now expected to occur during 2003/04. Until the repeal the current levy collected under PITF Act will continue to fund pork industry research, for this purpose the Minister has approved the transfer of funds collected under the PIC Act to the APC Pork Producers’ Committee.

Pork Industry fee for service funding 2002/03:

Funding of around \$288,000 was approved by the committee for the 2002/03 financial year. This was provided for a range of activities covering technology transfer and adoption programmes, training activities, small capital items, research projects and industry administration.

The WA Skills Centre and Murdoch University received funding for small capital projects through the provision of an automated sow feeding system and to contribute to new weaner pigpens at the Medina Research Station respectively.

The WA Pork Industry Training and Education Committee (WAPITEC) was funded to support a training officer whose role is to coordinate and promote the development of skills within the WA pork industry. A commercial company also received funding to train boning room personnel to ensure carcass, primal cuts and products conform to specifications of the Japanese market.

The WA Department of Agriculture's role in technology transfer to the pork industry was supported with the aims to improve the knowledge base of producers via seminars, workshops and print media; to facilitate interaction between producers and other sectors of the industry, and to enhance the skills of pork producers through training. A small research project was also supported investigating the potential of beeswax extraction liquor to improve weaner pig performance.

Support for the administration and liaison activities by the WA Pork Producers Association was continued through their role to promote and safeguard the interests of WA pork producers and to enhance opportunities for industry growth and development.

APC Potato Producers' Committee

Activity 2002/03 - Once again the Western Australian potato industry had a good year and this is reflected in the industry fee for service contributions. Fee for Service funding was spread over several areas and included support for the Potato Growers Association, research and technology transfer, promotion and marketing.

Potato Industry Business Plan - So that producer's can have confidence in their planning and investment, both the APC Potato Producers' Committee and the Potato Growers Association recognise the need to produce a business plan for the industry. Therefore a draft plan has been produced and will be circulated to producers in coming months. If implemented the role of the APC Potato Producers' Committee will expand and become the pivotal industry organisation and have a significant roll to play in shaping the future direction of the Potato Industry in Western Australia.

APC Strawberry Producers' Committee

Research project, commercialising Australian bred strawberry varieties in Western Australia – The second season Kiewa production trials conducted at the Medina Research Centre were completed in November 2002. Yield and quality data from the trial is now being compiled. Funding for this research project now largely supported by Horticulture Australia Ltd (HAL) funds and the Department of Agriculture project provider has made a request for extension of funds from HAL to extend the project to June 2004.

Field Days - Producers, wholesalers and exporters were invited to Annual field day held at Wanneroo, also a field walk at Medina Research Centre in August 2002. Opportunities were provided on both days for attendees to inspect field plantings of Kiewa and taste the fruit compared to existing commercial varieties. Field day topics included results from the work conducted by the project team in 2002 with Kiewa variety as well as the latest information on new variety introductions from California in the Ventana series.

Protection of Intellectual Property – During the year the APC Strawberry Producers' Committee raised some concerns associated with potential intellectual property (IP) that may flow from research projects supported by Committee fee for service funds. The Committee's concerns were aroused when without consultation the Committee appeared to have been excluded from any possible revenue that may have been raised from the research project to commercialise the

Australian bred strawberry variety Kiewa. Though eventually it was mutually agreed that the Kiewa project information should be freely made available in the public domain, the Commission expressed its concern to HAL about the principles involved in the treatment of revenue arising from projects supported by fee for service funds. The Commission encouraged HAL to discuss these principles with the strawberry industry and other industries that support research projects with fee for service contributions.

APC Table Grape Producers' Committee

Activity 2002/2003 - The APC Table Grape Producer Committee, Chairman, Vlade Skroza, in his annual report noted that activity for the 2002/2003 season was similar to the previous year. The primary commitment was the supporting and fine tuning of an efficient and cost effective 'regulatory maturity inspection service' for the Western Australian table grape industry. Other activities were the provision of funds for research and development for the CSIRO varietal breeding program, Department of Agriculture Redglobe berry rot research programme and the Department's provision of maturity inspection support services.

Maturity inspection services - The provision of maturity inspection services has been an integral part of the Committee's functions since establishment. With an appreciation by most producers of the need to offer consumers quality table grapes and ensure that no immature fruit is marketed, the funding and support of inspection services will continue to be an integral part of the Committee's functions. For the coming 2003/2004 season an increase in maturity inspection funding and activity is likely.

Private sector consultant with WAQIS inspection experience carried out the 2002/2003 maturity inspection service for a total cost of \$15,932. The consultants were appointed, instructed and overseen by the Department of Agriculture. The Committee advised on maturity levels and allocated the budget. Retail stores, wholesalers and direct distribution centres, were randomly inspected. The new standards were well received by both producers and retailers.

Research - The Producers' Committee again provided fee for service funds for the Western Australian table grape industry's portion of the national CSIRO varietal-breeding programme. This research project undertaken with the Australian Table Grapes Association ensured that all WA producers had access to any new successful varieties that may come out of this programme. The 2002/2003 contribution was \$13,888 and the 2003/2004 contribution will be \$3,730 this being the final contracted support payment of the research programme. It is unlikely that the APC Table Grape Producers' Committee will provide funds for future programmes as the National Table Grape Levy has commenced and it is anticipated by industry that funding of further CSIRO varietal research programmes will be funded from this source.

During the 2002/2003 season two payments were made to the Department of Agriculture, being: \$12,540 for conducting research into redglobe berry rot in the 2002/2003 season and is described in the berry rot summary report June 2003.

- \$5,000 for providing a table grape maturity testing service at Department of Agriculture district offices at Carnarvon, Forrestfield and Bunbury in the 2002/2003 season.

Promotion - The Producers Committee did not direct any funds towards table grape promotional activity in the 2002/2003 season. There are no plans for provision of funds for promotional activities on the immediate agenda, the majority consensus of the Committee is still against proceeding with product promotions, at least for now.

Compliance - The Fee for Service compliance rate appears to be improving through the pursuit of forgetful, unaware and non-payers as well as general awareness. The situation should improve further once APC contributions cross checking systems are in place. Fee for service collection

procedures do not just apply to the last season but to any detected non-payments in previous seasons.

Turf Producers' Voluntary Committee

Turf Industry Research - The Turf Producers voluntary Committee has continued its activities throughout 2002/2003. The Chairman, Ray Moir, reported that fee-for-service voluntary contributions have been totally applied to funding ongoing turf research at University of Western Australia. The initial UWA research project into turf water use has culminated in a Ph.D for Digby Dhorth and attracted international acclaim. The current research by Dr Louise Barton is investigating the interaction of water and fertilizer regimes and the results are being keenly sought by regulators such as DEP, Swan River Trust and Water Corporation. The research is not only timely but also of great assistance to regulators and academics from all States of Australia where no such ground breaking research has occurred.

Industry Poll - Turf producers involved in the voluntary fee account for approx. 55 % of the WA industry and the prospect of another industry poll to establish a compulsory fee for service is currently being considered.

Publicity and Communication

Agricultural Produce Commission Web Site – With the invaluable assistance of Department of Agriculture and staff the Commission now has a web site and this came on line in March 2003. The Site provides a wide range of information about the Commission, *How to join the APC*, Annual Reports, Act and Regulations. Each producer committee has its own page where fee for service Return Forms can be accessed also information about the Committee and industry organizations. The Commission encourages committees to utilize the facility as much as possible for the benefit of their industry.

6. FINANCIAL RESULTS

Administration of accounts

The Commission reports on its accounts at a consolidated level and in accordance with the requirements of the Financial Administration and Audit Act 1985. However, the Commission keeps each committee's account separate and reports quarterly to each chairperson.

In addition to financial reporting the Commission keeps records on the quantity and package size of product and that is the basis of fee for service collected. These records are given to industry for planning purposes and to assist committees in monitoring compliance (**Refer Attachments 5 and 6**).

Annual estimates of income and expenditure

The Financial Provisions under Section 20 of the Agricultural Produce Commission Act prescribes that the provisions of the Financial Administration and Audit Act 1985 (Section 42) regulating the financial administration, audit and reporting of statutory authorities apply to and in relation to the Commission and its operations. Accordingly the annual estimates of the financial operations of the Commission for the financial year 2002/2003 were submitted to the Minister.

Principal Accounting Officer

The Commission retained the services of the Director Finance, Department of Agriculture, Western Australia, as Principal Accounting Officer for the year under review.

Revenue 2002/2003

The estimated fee for service revenue for 2002/2003 was \$1,006,090. The actual revenue from fee for service amounted to \$ 1,217,484 and that was 21% per cent over budget figure.

Table 8 - Budgeted and actual Fee for Service revenue 2002/2003 (\$)

Committee	Budget	Actual	Variance
APC Avocado Producers' Committee	50,000	41,543	(8,457)
APC Carnarvon Banana Compensation Committee	75,000	89,777	14,777
APC Carrot Producers' Committee (Services suspended)	0	0	0
APC Egg Producers' Committee (a)	0	0	0
APC Kununurra Crop Pest Control Committee (b)	0	13,000	13,000
APC Pome, Citrus & Stone Fruit Producers' Committee (c)			
Pome	262,800	389,730	126,930
Citrus	128,600	133,676	5,076
Stone fruit	100,000	117,477	17,477
APC Pork Producers' Committee (d)	0	0	0
APC Potato Producers' Committee	290,000	331,338	41,338
APC Strawberry Producers' Committee	40,000	40,418	418
APC Table Grape Producers' Committee	42,000	50,015	8,015
Turf Producers' Voluntary Committee	17,690	10,510	(7,180)
Total Revenue: (e)	\$1,006,090	\$1,217,484	\$211,394

Table 8 - Notes

- (a) APC Egg Producer' Committee: Start of fee for service for the egg producing industry waiting repeal of Poultry Industry (Trust Fund) Act 1948 and cessation of the levy imposed under that Act.
- (b) APC Kununurra Crop Pest Control Committee commenced fee for service collection with fees due for quarter ending June 2003. \$13,000 was accrued into last quarter of 2003 in anticipation of fee collection after 30 June.
- (c) APC Pome, Citrus & Stone Fruit Committee revenue variations due mainly to a better than projected stone fruit crop and an overall increased fee for service compliance. Pome fruit result is particularly positive as the fees for apples, pears and nashi were reduced by 10 cents per standard carton effective August 1st 2002.
- (d) APC Pork Producers Committee: Start of fee for service for the pork producing industry waiting for repeal of Pig Industry Compensation Act 1942 and cessation of the levy imposed under that Act.
- (e) Overall the majority of fee for service collections were more than budgeted this was due to production greater than anticipated, in particular this applies to pome, citrus, stone fruit, table grapes, potatoes, banana production. The exception being avocado, collection shortfall due to less than projected production.

Treasury Interest Rate for 2002/2003

Treasury invests surplus moneys on behalf of the Commission. The interest is calculated on a daily balance and credited to the Commission quarterly, accordingly producer committees are credited quarterly for interest earned on surplus funds. Likewise if producer committees are in deficit then interest is charged. The interest rate budgeted by the Commission during 2002/2003 was 4.6% per cent, the actual weighted average received was 4.78% per cent.

Table 9 - Producer Committees revenue from non Fee for Service sources 2002/2003

Committee	Interest	Note
APC Avocado Producers' Committee	6,627	
APC Carnarvon Banana Producers' Committee	210,737	
APC Carrot Producers' Committee	1,439	
APC Egg Producers' Committee	0	
APC Kununurra Crop Pest Control Committee	105	
APC Pome, Citrus & Stone Fruit Producers' Ctee:		
Pome	23,893	
Citrus	5,276	
Stone fruit	(606)	
APC Pork Producers' Committee	3,626	Interest on cash transferred from the Pig Industry Compensation Fund
APC Potato Producers' Committee	7,694	
APC Strawberry Producers' Committee	9,095	
APC Table Grape Producers' Committee	3,530	
Turf Producers' Voluntary Committee	151	
Total interest revenue:	\$271,567	(Excludes General Account Interest)
Committee	Contribution of Equity	
APC Pork Producers' Committee	300,000	Cash transfer from Pig Industry Compensation Fund
APC Potato Producers' Committee	50,000	Cash transfer from Potato Growing Industry Trust Fund
Total Contribution of Equity:	\$350,000	

To cover the administration costs the Commission charge producers' committees 10 per cent of the fee for service collected. The total revenue received by the Commission during the year was:

Table 10 – Revenue received by the Commission in 2002/2003 (\$)

Source	Budget	Actual
Administration charge to producers' committees	100,959	148,048
Deposits to cover poll costs	20,000	0
Interest	2,286	2,675
Other Recoups	0	0
Consolidated Fund – services received free of charge	0	5,285
Total revenue:	\$123,245	\$156,008

Expenditure 2002/2003

The budgeted expenditure by the various producers' committees was estimated at \$1,585,369. The actual expenditure for the year amounted to \$1,258,045 or 79% per cent of the budgeted figure.

Table 11 – Budgeted and actual expenditure 2002/2003 (\$)

Producers' Committee	Budget	Actual
APC Avocado Producers' Committee	71,700	27,772
APC Bridgetown-GB Fruit Fly Baiting Committee	0	0
APC Carnarvon Banana Producers' Committee	242,500	29,637
APC Carrot Producers' Committee	18,700	586
APC Katanning Fruit Fly Baiting Committee	0	0
APC Egg Producers' Committee	0	0
APC Kununurra Crop Pest Control Committee	0	6,360
APC Pome, Citrus & Stone Fruit Producers' Ctee:		
Pome	290,380	230,076
Citrus	134,530	111,340
Stone fruit	96,795	91,962
APC Pork Producers' Committee	271,695	278,275
APC Potato Producers' Committee	303,500	343,583
APC Strawberry Producers' Committee	75,500	78,300
APC Table Grape Producers' Committee	63,200	51,364
Turf Producers' Voluntary Committee	16,769	8,790
Total expenditure:	\$1,585,369	\$1,258,045

-Expenditure includes 10% administration charge

The Commission administration for the year amounted to \$136,681.

Table 12– Administration expenditure by the Commission 2002/2003 (\$)

Source	Budget	Actual
Commission meeting costs including travel	20,550	21,324
Advertising, printing, postage, courier and sundries	9,050	17,124
Legal consultants (includes advice on compliance matters)	5,000	0
RiskCover committees	500	500
Consolidated Fund – resources received free of charge	0	5,285
Salaries including contract staff	70,000	84,743
Audit fees	5,000	4,500
Poll costs # (see Attachment 8)	20,000	3,205
Doubtful Debts	0	0
Total expenditure	\$130,100	\$136,681

Note: Poll costs include advertising, stationery, postage and printing

Compliance with Written Law

Statement of Compliance with Written Law is given in Appendix 2

Financial statements

Full details of the financial statements are given in:

Statement of Financial Performance	Appendix 4
Statement of Financial Position	Appendix 4
Statement of Cash Flows	Appendix 4

Superannuation payments

Commissioners and members of the producer committees are entitled to superannuation contributions.

Department of Agriculture pays the superannuation entitlements of the staff directly employed by Agricultural Produce Commission.

Events occurring after Balance Date

There were no events, which affected the Agricultural Produce Commission after the balance date.

APPENDIX

Appendix 1

AGRICULTURAL PRODUCE COMMISSION PERFORMANCE INDICATORS

Outcome:

The Commission encourages and assists Western Australian agricultural producers to set up industry committees within the legal framework of the Agricultural Produce Commission Act, this allows for the collection of funds to provide services that benefit producers and their industry. In so doing the Commission ensures that its administration is cost effective and therefore the benefits received by the producers is maximised.

When set up in 1989 the APC Act provided for services to producers in Western Australian horticultural industries. In August 2000 the Act was amended so that in addition to horticulture industry the services could be provided to prescribed agricultural industries except broadacre cropping and grazing industries. Agricultural industries that have been prescribed under the Act since 2000 are the pork, egg and beekeeper industries, consequently APC producer committees have been set up for the pork and egg production industries. Western Australian beekeepers will decide whether to join the APC at a poll to be held in August 2003.

Effectiveness Indicators:

Horticultural Industry

PI 1	1997/98	1998/99	1999/00	2000/01	2001/02	2002/03
Percentage of horticultural industry belonging to the APC	32.2%	34.9%	38.8%	46.1%	41.5%	43%

Note PI 1: Horticultural industries that have APC committees include avocado, apple, pear, citrus, stone fruit, banana, strawberry, potato, carrot and table grape producing industries. As at 30 June 2003 the process had begun that may lead to the establishment of a flower producers committee.

Output Description:

To encourage initiatives among agricultural producers to join the Commission, which provides services to commodity groups particularly the collection and distribution of funds.

Efficiency indicators:

At the request of agricultural producers or industry group the APC, in accordance with the Act and Regulations, conducts a poll to determine whether or not the sector concerned wants to join the APC. Under the Act the promoters of a new committee are required to deposit the estimated cost of a poll with the APC and a major constraint to the establishment of new committees can be the polling cost.

Efficiency Indicator 1. Poll Cost per Ballot Posted

	1997/98	1998/99	1999/00	2000/01	2001/02	2002/03
PI 1 - Poll Cost (per ballot posted)	\$4.23	\$10.97	\$4.36	\$23.73	\$22.52	\$0



Note PI 1: 2001/01 and 2001/02: The polls conducted in this period were for a relatively small number of producers. However poll notices were required in three statewide newspapers and the high cost of publishing poll notices in these newspapers is reflected in the cost per ballot paper posted.

2002/03 – Though the process to establish producer committees for the beekeeper and flower industries were commenced as at the 30 June 2003 the polls will most likely be held in 2003/04 fiscal year.

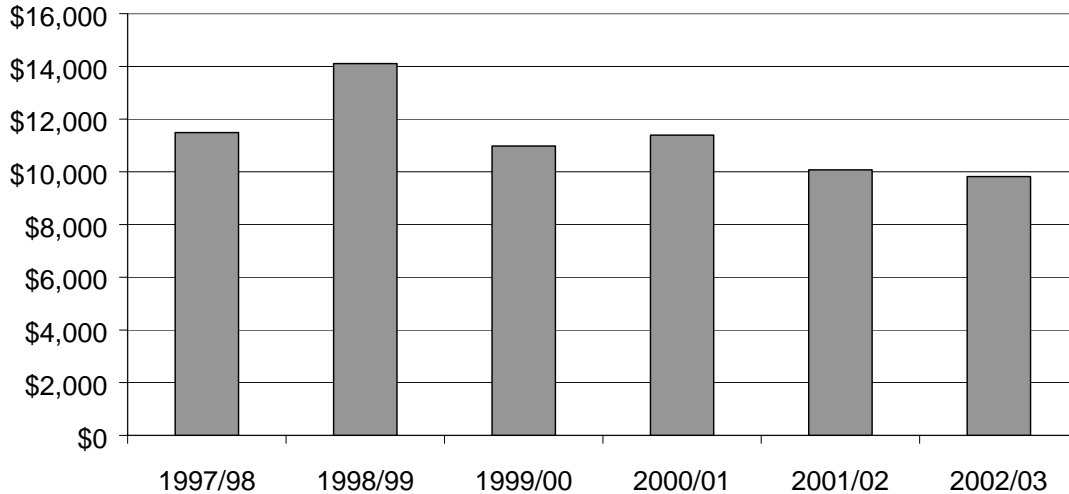
Efficiency Indicator 2.

General Administration cost per annum per Committee

The Commission is responsible for raising a fee from producers and managing the funds of the member committees. Each committee pays the Commission for this service. The Commission aims at minimising the costs of managing the financial affairs of committees to ensure maximum funds are available for industry services. This Performance Indicator demonstrates this aim based on total Commission annual administration costs expressed as an average cost incurred per committee.

PI 2

Average APC Annual Administration Cost per committee



Note PI 2:

During 1998/99 administration expenditure included a one off consultancy for the Carnarvon banana industry plus there were legal consultation expenses related to legislative changes and therefore there was a significant increase in administration costs.

The fiscal years 1999/2000, 2000/2001, 2001/2002 and 2002/2003 show a downward trend in the cost ratio.



AGRICULTURAL PRODUCE COMMISSION

CERTIFICATION OF PERFORMANCE INDICATORS

For the year ended 30th June 2003

We hereby certify that the Performance Indicators are based on proper records, are relevant and appropriate for assisting users to assess the Agricultural Produce Commission's performance, and fairly represent the performance of the Agricultural Produce Commission for the financial year ended 30 June 2003.

H. Morgan AM
Chairman



Date: 26 8.03

R.J. Delane
Member



Date: 26/8/03



Appendix 2

AGRICULTURAL PRODUCE COMMISSION

STATEMENT OF COMPLIANCE

For the year ended 30th June 2003

Hon Kim Chance MLC
Minister for Agriculture, Forestry and Fisheries.

In accordance with Section 66 of the Financial Administration and Audit Act 1985, we hereby submit for your information and presentation to Parliament, the Annual Report of the Agricultural Produce Commission for the financial year ended 30 June 2003.


The Annual Report has been prepared in accordance with the provisions of the Financial Administration and Audit Act 1985 and;

Enabling Legislation

The Agricultural Produce Commission is established under the Agricultural Produce Commission Act 1988 and;

Legislation impacting on the Board's activities

- Anti-Corruption Commission Act 1988
- Disability Services Act 1993
- Equal Opportunity Act 1984
- Freedom of Information Act 1992
- Government Employees Superannuation Act 1987
- Industrial Relations Act 1979
- Library Board of Western Australia Act 1951
- Occupational Safety and Health Act 1984
- Public Sector Management Act 1994
- Salaries and Allowances Act 1975
- State Records Act 2000
- State Supply Commission Act 1996
- Statutory Corporations (Liability of Directors) Act 1996
- Workers Compensation and Rehabilitation Act 1981
- Workers Compensation and Rehabilitation (Acts of Terrorism) Act 2001
- Work Place Agreements Act 1993



H Morgan AM

Chairman

Date: 26.8.03



R J Delane

Member

Date: 26/8/03

Appendix 3

AGRICULTURAL PRODUCE COMMISSION

CERTIFICATION OF FINANCIAL STATEMENTS

For the year ended 30 June 2003

The accompanying financial statements of the Agricultural Produce Commission have been prepared in compliance with the provisions of the Financial Administration and Audit Act 1985 from proper accounts and records to present fairly the financial transactions for the financial year ending 30 June 2003 and the financial position as at 30 June 2003.

At the date of signing we are not aware of any circumstances which would render any particulars included in the financial statements misleading or inaccurate.

H. Morgan AM
Chairman



Date:

24/8/03


R.J. Delane
Member



Date:

26/8/03

R Lucas
Principal Accounting Officer



Date:

20-08-03



Appendix 4

AGRICULTURAL PRODUCE COMMISSION
STATEMENT OF FINANCIAL PERFORMANCE
for the year ended 30 June 2003

	Notes	2003 \$	2002 \$
REVENUE			
Revenues from ordinary activities			
Revenue from operating activities			
Fee for Service	2	1,217,484	1,126,476
Producers committees' conducting polls		-	7,000
Revenue from non-operating activities			
Interest revenue		274,242	229,723
Other revenues from ordinary activities		-	481
Total revenues from ordinary activities		1,491,726	1,363,680
EXPENSES			
Expenses from ordinary activities			
Department of Agriculture WA contracted services	3		
- Administration		61,018	53,342
- Producers committees' operating costs		1,109,998	832,207
Employee expenses	4	44,554	45,602
Other expenses from ordinary activities	5	31,109	40,603
Expenses from ordinary activities		1,246,679	971,754
Profit from ordinary activities before revenues from State Government		245,047	391,926
Revenues from State Government	6	5,285	117,246
NET PROFIT		250,332	509,172
TOTAL CHANGES IN EQUITY OTHER THAN THOSE RESULTING FROM TRANSACTIONS WITH WA STATE GOVERNMENT AS OWNERS		250,332	509,172

The Statement of Financial Performance should be read in conjunction with the accompanying notes



AGRICULTURAL PRODUCE COMMISSION
STATEMENT OF FINANCIAL POSITION
as at 30 June 2003

	Notes	2003 \$	2002 \$
Current Assets			
Cash assets	12(a)	5,826,884	5,234,873
Receivables	7	234,607	97,126
Accrued interest		23,478	19,414
Total Current Assets		6,084,969	5,351,413
Total Assets		6,084,969	5,351,413
Current Liabilities			
Payables	8	151,370	20,389
Accrued salaries	9	888	1,094
Provisions	10	10,372	7,923
Total Current Liabilities		162,630	29,406
Total Liabilities		162,630	29,406
NET ASSETS		5,922,339	5,322,007
Equity			
Contributed equity	11	350,000	-
Accumulated surplus		5,572,339	5,322,007
TOTAL EQUITY		5,922,339	5,322,007

The Statement of Financial Position should be read in conjunction with the accompanying notes



AGRICULTURAL PRODUCE COMMISSION
STATEMENT OF CASH FLOWS
for the year ended 30 June 2003

	Notes	2003 \$ Inflows (Outflows)	2002 \$ Inflows (Outflows)
CASH FLOWS FROM OPERATING ACTIVITIES			
Payments			
Supplies and services		(1,108,170)	(1,032,930)
Receipts			
Receipts from producers		1,071,968	1,102,460
Interest received		270,178	234,211
Other receipts		8,035	19,298
Net cash provided by/(used in) operating activities	12(b)	242,011	323,039
Net increase/(decrease) in cash held		242,011	323,039
Cash assets at the beginning of the financial year		5,234,873	4,801,834
Cash assets transferred from other sources		350,000	110,000
CASH ASSETS AT THE END OF THE FINANCIAL YEAR	12(a)	5,826,884	5,234,873

The Statement of Cash Flows should be read in conjunction with the accompanying notes



**Notes to the financial statements
for the year ended 30 June 2003**

1 Statement of accounting policies

The following accounting policies have been adopted in the preparation of the financial statements. Unless otherwise stated these policies are consistent with those adopted in the previous year.

General Statement

The financial statements constitute a general purpose financial report which has been prepared in accordance with Accounting Standards, Statements of Accounting Concepts and other authoritative pronouncements of the Australian Accounting Standards Board, and Urgent Issues Group (UIG) Consensus Views as applied by the Treasurer's Instructions. Several of these are modified by the Treasurer's Instructions to vary application, disclosure, format and wording. The Financial Administration and Audit Act and the Treasurer's Instructions are legislative provisions governing the preparation of financial statements and take precedence over Accounting Standards, Statements of Accounting Concepts and other authoritative pronouncements of the Australian Accounting Standards Board, and UIG Consensus Views. The modifications are intended to fulfill the requirements of general application to the public sector, together with the need for greater disclosure and also to satisfy accountability requirements.

If any such modification has a material or significant financial effect upon the reported results, details of that modification and where practicable, the resulting financial effect, are disclosed in individual notes to these financial statements.

Basis of Accounts

The financial statements have been prepared on the accrual basis of accounting using the historical cost convention, except for certain assets and liabilities, which as noted, are measured at fair value.

(a) Grants and Other Contributions Revenue

Grants, donations, gifts and other non-reciprocal contributions are recognised as revenue when the Commission obtains control over the assets comprising the contributions. Control is normally obtained upon their receipt.

Contributions are recognised at their fair value. Contributions of services are only recognised when a fair value can be reliably determined and the services would be purchased if not donated.

(b) Revenue Recognition

Fee for service revenue represents revenue raised by the relevant producer committees established under the Agricultural Produce Commission 1988 (Act) as per section 14 of the Act.

Other revenue is fully described in the Statement of Financial Performance.

(c) Cash

For the purpose of the Statement of Cash Flows, cash includes cash assets and restricted cash assets.

(d) Receivables

Receivables are recognised at the amounts receivable and are due for settlement no more than 30 days from the date of recognition.

Collectability of receivables is reviewed on an ongoing basis. Debts which are known to be uncollectable are written off. A provision for doubtful debts is raised where some doubts as to collection exists.

(e) Investments

Investments are brought to account at the lower of cost and recoverable amount. All Commission funds are held at the Commonwealth Bank and the balance is invested daily. Interest is calculated on the daily balance and credited to the Commission quarterly.

(f) Payables

Payables, including accruals not yet billed, are recognised when the Commission becomes obliged to make future payments as a result of a purchase of assets or services. Payables are generally settled within 30 days.



(g) Employee benefits

Annual Leave

This benefit is recognised at the reporting date in respect to employees' services up to that date and is measured at the nominal amounts expected to be paid when the liabilities are settled.

Long Service Leave

The liability for long service leave expected to be settled within 12 months of the reporting date is recognised in the provisions for employee benefits, and is measured at the nominal amounts expected to be paid when the liability is settled. The liability for long service leave expected to be settled more than 12 months from the reporting date is recognised in the provisions for employee benefits and is measured at the present value of expected future payments to be made in respect of services provided by employees up to the reporting date. Consideration is given, when assessing expected future payments, to expected future wage and salary levels including relevant on costs, experience of employee departures and periods of service. Expected future payments are discounted using market yields at the reporting date on national government bonds with terms to maturity and currency that match, as closely as possible, the estimated future cash outflows.

Superannuation

All staff and Board members become non-contributory members of the West State Superannuation Scheme, an accumulation fund complying with the Commonwealth Government's Superannuation Guarantee (Administration) Act 1992. All of these schemes are administered by the Government Employees Superannuation Board (GESB).

Employee benefit on-costs

Employee benefit on-costs, including payroll tax, are recognised and included in employee benefit liabilities and costs when the employee benefits to which they relate are recognised as liabilities and expenses.

(h) Accrued salaries

Accrued salaries represent the amount due to staff but unpaid at the end of the financial year, as the end of the last pay period for that financial year does not coincide with the end of the financial year. The Commission considers the carrying amount approximates net fair value.

(i) Resources received free of charge or for nominal value

Resources received free of charge or for nominal value which can be reliably measured are recognised as revenues and as assets or expenses as appropriate at fair value.

(j) Administration expense

Each producer committee pays a percentage of the 'fee for service' collected to the administration account and is eliminated on consolidation for reporting purposes.

<u>2003</u>	<u>2002</u>
\$	\$
121,748	113,078

The administration account bears all the administration expenses.

(k) Goods and Services Tax

In accordance with the grouping provisions the right to receive GST and the obligation to pay GST rests with the Department of Agriculture Western Australia in regard to all GST transactions incurred by members of the group. As a result separate GST transactions are not recognised within the individual authority's financial statements as they are all brought to account in the Department of Agriculture Western Australia's financial statements.

(l) Comparative figures

Comparative figures are, where appropriate, reclassified so as to be comparable with the figures presented in the current financial year.



2 Fees for service

APC-Avocado Producers' Committee	41,542	42,792
APC-Carnarvon Banana Producers' Committee	89,777	76,704
APC-Carrot Growers' Committee	-	-
APC-Katanning Fruit Fly Baiting Committee	-	(807)
APC-Kununurra Crop Pest Control Committee	13,000	-
APC-Pome, Citrus & Stone Fruit Producers' Committee	640,884	683,181
APC-Pork Producers' Committee	-	-
APC-Potato Producers Committee	331,338	232,747
APC-Strawberry Producers' Committee	40,418	42,251
APC-Table Grape Producers' Committee	50,015	37,156
Turf Producers' Voluntary Committee	10,510	12,450
Total fees for service	<u>1,217,484</u>	<u>1,126,474</u>

3 Department of Agriculture Western Australia Contracted Service Costs

Effective 1 July 2000 The Agricultural Produce Commission ("the Commission") had entered into a memorandum of understanding with the Department of Agriculture Western Australia ("the Department") which is reviewed annually. The objective of this arrangement is to establish the types and standards of services to be provided, the basis for determining the level and the costs of the services and the responsibilities of the Commission and the Department.

	<u>2003</u> \$	<u>2002</u> \$
Administration		
Department of Agriculture WA contracted services	40,190	32,636
Other professional services and contracts	1,909	8,805
Other expenses	18,919	11,901
	<u>61,018</u>	<u>53,342</u>
Producers' committees operating costs		
Avocado Producers' Committee	23,618	35,113
Carnarvon Banana Producers' Committee *	20,660	24,137
Carrot Growers' Committee	286	-
Kununurra Crop Pest Control Committee	5,060	4,731
Pome, Citrus & Stone Fruit Producers' Committee	369,290	421,415
Pork Producers' Committee	252,275	-
Potato Producers Committee	310,450	232,445
Strawberry Producers' Committee	74,258	63,337
Table Grape Producers' Committee	46,362	35,885
Turf Producers' Voluntary Committee	7,739	15,144
Total producers' committees operating costs	<u>1,109,998</u>	<u>832,207</u>
4 Employee expenses		
Wages and salaries	39,411	44,450
Superannuation	5,143	1,152
Total employee expenses	<u>44,554</u>	<u>45,602</u>
5 Other expenses from ordinary activities		
Audit fees	4,500	5,000
Commissioners' sitting fees and related costs	21,324	15,490
Doubtful debts	-	4,308
Producers committees' conducting polls	-	8,559
Resources received free of charge	5,285	7,246
	<u>31,109</u>	<u>40,603</u>



6 Revenues from State Government	<u>2003</u> \$	<u>2002</u> \$
The following assets have been assumed by the Commission as their respective Acts are currently in the process of being repealed.		
- Potato Growing Industry Trust Fund Advisory Committee	-	110,000
	<u>-</u>	<u>110,000</u>
Resources received free of charge (1)		
Determined on the basis of the following estimates provided by agencies:		
Department of Agriculture Western Australia	5,285	7,246
	<u>5,285</u>	<u>7,246</u>
(1) Where assets or services have been received free of charge or for nominal consideration, the Commission recognises revenues (except where the contribution of assets or services is in the nature of contributions by owners, in which case the Commission shall make a direct adjustment to equity) equivalent to the fair value of the assets and/or the fair value of those services that can be reliably determined and which would have been purchased if not donated, and those fair values shall be recognised as assets or expenses, as applicable.		
 7 Receivables		
Producers contributions accrued	234,300	88,784
Sundry debtors	307	8,342
	<u>234,607</u>	<u>97,126</u>
Less: Provision for doubtful debts	-	-
	<u>234,607</u>	<u>97,126</u>
Provision for doubtful debts is represented by		
Provision for doubtful debts, 1 July	-	10,000
Less: Write-offs approved	-	(14,308)
	<u>-</u>	<u>(4,308)</u>
(Decrease) / increase provision for doubtful debts	-	4,308
Provision for doubtful debts, 30 June	<u>-</u>	<u>-</u>
 8 Payables		
Current		
Trade payables	151,370	20,389
	<u>151,370</u>	<u>20,389</u>
 9 Accrued salaries		
Amounts owing for the 7 working days from 20 June to 30 June 2003 (2002 - 21 June to 30 June, 6 working days)	<u>888</u>	<u>1,094</u>
 10 Provisions		
Current		
Annual Leave	3,444	2,572
Long Service Leave	6,928	5,351
	<u>10,372</u>	<u>7,923</u>

The settlement of annual and long service leave liabilities gives rise to the payment of employment on-costs including superannuation, payroll tax and workers compensation premiums. The liability for such on-costs is included here. The associated expense is included under Employee Expenses disclosed on the face of the Statement of Financial Performance.



11 Equity	<u>2003</u> \$	<u>2002</u> \$
Contributed equity		
Opening Balance	-	-
Contribution by owners (1)	350,000	-
Closing Balance	<u>350,000</u>	<u>-</u>
(1) Contribution by owners is represented by the transfer of the funds from the Pig Industry Compensation Act (\$300,000) and the Potato Growers Industry Trust Fund (\$50,000) to the Commission.		
Accumulated surplus / (deficiency)		
Opening Balance	5,322,007	4,812,835
Change in net assets	250,332	509,172
Closing Balance	<u>5,572,339</u>	<u>5,322,007</u>

12 Notes to the Statement of Cash Flows

(a) Reconciliation of cash

Cash at the end of the financial year as shown in the Statement of Cash Flows is reconciled to the related items in the Statement of Financial Position as follows:

Avocado Producers' Committee	147,316	128,068
Carnarvon Banana Producers' Committee	4,553,173	4,288,351
Carrot Growers' Committee	30,154	29,661
Kununurra Crop Pest Control Committee	2,254	2,209
Pome, Citrus & Stone Fruit Producers' Committee	534,526	259,595
Pork Producers' Committee	23,268	-
Potato Producers Committee	143,698	178,321
Strawberry Producers' Committee	203,193	222,812
Table Grape Producers' Committee	61,712	64,623
Turf Producers' Voluntary Committee	3,931	1,875
General Account	123,659	59,358
Cash assets	<u>5,826,884</u>	<u>5,234,873</u>

(b) Reconciliation of profit from ordinary activities to net cash flows provided by / (used in) operating activities.

Profit from ordinary activities before revenue from State Government	245,047	391,926
Non-cash items:		
Resources received free of charge	5,285	7,246
(Decrease)/increase provision for doubtful debts	-	4,308
Change in assets and liabilities		
Decrease / (increase) in receivables	8,035	(2,491)
Decrease / (increase) in accrued interest	(4,064)	4,489
Decrease / (increase) in accrued producers' contribution	(145,516)	(14,016)
(Decrease) / increase in payables	130,981	(76,374)
(Decrease) / increase in accrued salaries	(206)	28
(Decrease) / increase in provisions	2,449	7,923
Net cash (used in) or from operating activities	<u>242,011</u>	<u>323,039</u>



13 **Remuneration of Members of the Accountable Authority**

2003
\$

2002
\$

The total remuneration of the members of the Accountable Authority is:

<u>22,273</u>	<u>15,552</u>
---------------	---------------

The number of members of the Accountable Authority, whose total of fees, salaries, superannuation and other benefits for the financial year, fall within the following bands are:

Number of Members

\$0 - \$10,000 3 3

The superannuation included here represents the superannuation expense incurred by the Commission in respect of members of the Accountable Authority.

No members of the Accountable Authority are members of the Pension Scheme.

14 **Commitments for expenditure**

(a) Capital expenditure commitments

There are no known capital expenditure commitments, being contracted capital expenditure additional to the amounts reported in the financial statements.

(b) Other expenditure commitments

There are no known other expenditure commitments contracted for at the reporting date, not otherwise provided for in these financial statements.

(c) Guarantees and undertakings

There are no guarantees and undertakings at the reporting date, not otherwise provided for in these financial statements.

15 **Financial instruments**

(a) Interest Rate Risk Exposure				
The following table details the Authority's exposure to interest rate risk as at the reporting date:				
	Weighted average effective interest rate	Floating interest rate	Non- interest bearing	Total
		\$	\$	\$
2003				
Financial Assets				
Cash assets	4.78%	5,826,884	-	5,826,884
Receivables and accruals		-	258,085	258,085
		5,826,884	258,085	6,084,969
Financial Liabilities				
Liabilities		-	162,630	162,630
2002				
Financial Assets	4.64%	5,234,873	116,540	5,351,413
Financial Liabilities		-	29,406	29,406
(b) Net Fair Values				
The carrying amount of financial assets and financial liabilities recorded in the financial statements are not materially different from their net fair values, determined in accordance with the accounting policies disclosed in note 1 to the financial statements.				



16 Contingent liabilities and contingent assets
There were no contingent liabilities or contingent assets which would affect the Agricultural Produce Commission.

17 Events occurring after reporting date
There have been no events after reporting date which would cause the financial statements to be misleading.

18 Related bodies
There are no related bodies with The Agricultural Produce Commission.

19 Affiliated bodies
Payments totaling \$257,675 were made to the Western Australian Fruit Growers' Association by the Pome, Citrus and Stone Fruit Producers' Committee for services provided under section 12.1 of the Act (\$333,029 in 2001/2002).

	<u>2003</u> \$	<u>2002</u> \$
20 Write-off , losses and gifts Bad debts written off by the Commission during the financial year.	-	14,308
21 Renumeration of Auditor Renumeration to the Auditor General for the financial year is as follows: Auditing the accounts, financial statements and performance indicators	4,500	5,000
22 Explanatory Statement		

	Budget 2003 \$	Actual 2003 \$	Variance Between 2003 Budget & 2003 Actual \$	Note	Actual 2002 \$	Variance Between 2002 Actual & 2003 Actual \$	Note
REVENUE							
Revenues from ordinary activities							
<i>Revenue from operating activities</i>							
Fee for Service	1,006,090	1,217,484	211,394	22.01	1,126,476	91,008	22.09
Producers committees' conducting polls	20,000	-	(20,000)	22.02	7,000	(7,000)	22.10
<i>Revenue from non-operating activities</i>							
Interest revenue	255,306	274,242	18,936	22.03	229,723	44,519	22.11
Other revenues from ordinary activities	-	-	-		481	(481)	
Total revenue from ordinary activities	1,281,396	1,491,726	210,330		1,363,680	128,046	
COST OF SERVICES							
<i>Expenses from ordinary activities</i>							
Dept of Agriculture WA contracted services							
- Administration	50,650	61,018	10,368	22.04	53,342	7,676	22.12
- Producers committees' operating costs	1,221,215	1,109,998	(111,217)	22.05	832,207	277,791	22.13
Employee expenses	35,000	44,554	9,554	22.06	45,602	(1,048)	
Other expenses from ordinary activities	39,400	31,109	(8,291)	22.07	40,603	(9,494)	22.14
Expenses from ordinary activities	1,346,265	1,246,679	(99,586)		971,754	274,925	
Profit from ordinary activities before revenues from State Government							
	(64,869)	245,047	309,916		391,926	(146,879)	
Revenues from State Government	50,000	5,285	(44,715)	22.08	117,246	(111,961)	22.15
NET PROFIT	(14,869)	250,332	265,201		509,172	(258,840)	



(i) Significant variations between 2003 estimates and 2003 actual results for the financial year.

Details and reasons for significant variations between estimates and actual results are detailed below. Significant variations are considered to be those greater than 10% or \$20,000.

(22.01) Fee for service

The variance is due actual fees collected from producers greater than anticipated.

(22.02) Producers committee conducting polls

Anticipated industry poll request from Bee and Flower industry did not progress in current financial year.

(22.03) Interest received

Interest earned greater than estimated due increase cash on hand.

(22.04) Administration

The variance represents greater than anticipated resourcing to manage the Commission's administrative and executive activities such as the movement from Midland to South Perth and the incorporation of the Pork Producers Committee under the administration of the Agricultural Produce Commission.

(22.05) Producers committees' operating costs

A budget of \$200,000 to purchase appropriate insurance cover was not sufficient to attract an affordable provider.

(22.06) Employee expenses

Executive officer's time to manage increased compliance activities, greater than anticipated.

(22.07) Other expenses from ordinary activities

The variance is due to no budget being made for Resources received free of charge while costs were incurred.

(22.08) Revenues from State Government

The variance represents the budgeted transfer of the funds under the Potato Growers Industry Trust Fund Act (\$50,000). Under Australian Accounting Standards the actual transfer is to be reported as Contribute Equity in the Statement of Financial Position (refer note 11).

(ii) Significant variations between actual revenues and expenditures for the financial year and revenues and expenditures for the immediately preceding financial year.

Details and reasons for significant variations between actual results with the corresponding items of the preceding year are detailed below. Significant variations are considered to be those greater than 10% or \$20,000.

(22.09) Fee for service

Fee for service revenue increased as a result of increased compliance activities and a favourable season.

(22.10) Producers committees' conducting polls

No polls were planned for the current financial year 2003.

(22.11) Interest received

Increase in interest earned as a result of high cash on hand from the receipt of the funds under the Pig Industry Compensation Act.

(22.12) Administration

The variance represents the additional resourcing to manage the Commission's administrative and executive activities such as the relocation of the Commission's office from Midland to South Perth.

(22.13) Producers committees' operating costs

The variance is due to the 1st year of operating the Pork Producers Committee under the Agricultural Produce Commission.

(22.14) Other expenses from ordinary activities

The Commission's Board includes a member of the State Public Service. The attendance at the meeting by the member of the State Public Service is charged to the commission as a resource provided free of charge. The variance is due to the Commission holding less meeting in 2003.

(22.15) Revenues from State Government

The variance represents the transfer of the funds under the Potato Growers Industry Trust Fund Act (\$110,000) which was required to be reported in the Statement of Financial Performance in the financial year 2001-2002. Under Australian Accounting Standards current year transfers are required to be reported as Contribute Equity in the Statement of Financial Position (refer note 11).





AUDITOR GENERAL

INDEPENDENT AUDIT OPINION

To the Parliament of Western Australia

AGRICULTURAL PRODUCE COMMISSION FINANCIAL STATEMENTS FOR THE YEAR ENDED JUNE 30, 2003

Audit Opinion

In my opinion,

- (i) the controls exercised by the Agricultural Produce Commission provide reasonable assurance that the receipt and expenditure of moneys, the acquisition and disposal of property and the incurring of liabilities have been in accordance with legislative provisions; and
- (ii) the financial statements are based on proper accounts and present fairly in accordance with applicable Accounting Standards and other mandatory professional reporting requirements in Australia and the Treasurer's Instructions, the financial position of the Commission at June 30, 2003 and its financial performance and cash flows for the year ended on that date.

Scope

The Commission's Role

The Commission is responsible for keeping proper accounts and maintaining adequate systems of internal control, preparing the financial statements, and complying with the Financial Administration and Audit Act 1985 (the Act) and other relevant written law.

The financial statements consist of the Statement of Financial Performance, Statement of Financial Position, Statement of Cash Flows and the Notes to the Financial Statements.

Summary of my Role

As required by the Act, I have independently audited the accounts and financial statements to express an opinion on the controls and financial statements. This was done by looking at a sample of the evidence.

An audit does not guarantee that every amount and disclosure in the financial statements is error free. The term "reasonable assurance" recognises that an audit does not examine all evidence and every transaction. However, my audit procedures should identify errors or omissions significant enough to adversely affect the decisions of users of the financial statements.

D D R PEARSON
AUDITOR GENERAL
October 31, 2003



AUDITOR GENERAL

INDEPENDENT AUDIT OPINION

To the Parliament of Western Australia

AGRICULTURAL PRODUCE COMMISSION PERFORMANCE INDICATORS FOR THE YEAR ENDED JUNE 30, 2003

Audit Opinion

In my opinion, the key effectiveness and efficiency performance indicators of the Agricultural Produce Commission are relevant and appropriate to help users assess the Commission's performance and fairly represent the indicated performance for the year ended June 30, 2003.

Scope

The Commission's Role

The Commission is responsible for developing and maintaining proper records and systems for preparing performance indicators.

The performance indicators consist of key indicators of efficiency and effectiveness.

Summary of my Role

As required by the Financial Administration and Audit Act 1985, I have independently audited the performance indicators to express an opinion on them. This was done by looking at a sample of the evidence.

An audit does not guarantee that every amount and disclosure in the performance indicators is error free, nor does it examine all evidence and every transaction. However, my audit procedures should identify errors or omissions significant enough to adversely affect the decisions of users of the performance indicators.

A handwritten signature in black ink, appearing to read 'D D R Pearson'.

D D R PEARSON
AUDITOR GENERAL
October 31, 2003

ATTACHMENTS

Attachment 1

List of Producers' Committee Service Functions (Section 12.1)

- (a) Advertise and promote the agricultural produce;
- (b) Control or develop the means of controlling pests and diseases if there is a likelihood of those pests or diseases affecting the quality or volume of output of the agricultural produce;
- (c) Conduct research in relation to any matter, if in the opinion of the producers' committee that research is of advantage to producers of the agricultural produce;
- (d) Conduct educational or instructional programmes relating to the production of agricultural produce;
- (e) Develop and expand markets for the agricultural produce in Western Australia and elsewhere;
- (f) Establish a voluntary insurance scheme for the benefit of producers of the agricultural produce including insurance relating to crops;
- (g) Undertake and provide market forecasting for the agricultural produce;
- (h) Establish systems of inspection for the agricultural produce for the purpose of quality control or pest and disease control;
- (i) Formulate schemes for declaring producers of the agricultural produce to be accredited producers;
- (j) Establish systems to facilitate inspection of grading, packaging and storage of the horticultural produce including weight and uniformity (including uniformity of ripeness) within packages;
- (k) Support, with or without grant of financial aid, and whether or not initiated by the committee or the Commission, any scheme or activity which in the committee's opinion is capable of assisting in the promotion or sale of the agricultural produce;
- (l) Provide such other services for the agricultural produce as may be prescribed;
- (la) establish a compensation scheme for the benefit of producers whose agricultural produce is destroyed as a result of action taken to control a pest or disease of that produce;
- (m) Arrange for the provision of all or any of the services or the exercise of any of the functions referred to in paragraphs (a) to (la) in whole or in part by another person or organization or in conjunction with the Commission or any other person or organization.

Reference: Agricultural Produce Commission Act 1988, Section 12.1

Functions adopted by established APC producer committees

Producers' Committee	Functions
APC Avocado Producers' Committee	(a) to (k)
APC Bridgetown-Greenbushes Fruit Fly Baiting Committee	(b)
APC Carnarvon Banana Producers' Committee	(a) to (m)
APC Carrot Producers' Committee	(a) to (e) - (l) & (m)
APC Egg Producers' Committee	(a) to (m)
APC Katanning Fruit Fly Baiting Committee	(b)
APC Kununurra Crop Pest Control Committee	(b)
APC Pork Producers' Committee	(a) to (m)
APC Potato Producers' Committee	(a) to (m)
APC Pome, Citrus & Stone Fruit Producers' Committee	(a) to (l) & (m)
APC Strawberry Producers' Committee	(a) to (l) & (m)
APC Table Grape Producers' Committee	(a) to (l) & (m)
Turf Producers' Voluntary Producers' Committee	(a) to (m)

Attachment 2:

**PROCEDURES TO JOIN THE
AGRICULTURAL PRODUCE COMMISSION**

The procedure to set up a Producers' Committee under the Agricultural Produce Commission Act is as follows:

1. The APC receives a request from producers or industry group to establish a producers committee (the formal request is usually made after a period of consultation with the APC and the industry concerned.).
2. The APC considers the request and clarifies with the applicant(s) the Section 12.1 service functions to be provided by the proposed committee, the agricultural produce covered, the area of the State involved and poll type (postal or general meeting).
3. The APC passes formal motion to initiate proceedings.
4. The APC notifies the Minister of Agriculture of the intention to establish the producers' committee and request direction as to how the Notice of Intention should be published.
5. The Minister issues direction and the APC then publishes a Notice of Intention to establish the producers' committee. The notice is published in newspapers and industry newsletter – producers maybe advised by direct mail if this is considered necessary. The notice explains in simple terms the function(s) of the committee, specific agricultural commodity involved, the region, and submissions are invited for and against the proposal from affected producers.
6. The Commission considers the submissions received regarding setting up the proposed committee. The Commissioners may invite producers to facilitate its consideration of submissions.
7. If the Commissioners decide to proceed then the applicant(s) pay a deposit to cover the cost of the poll. This deposit is refundable if the poll is successful.
8. The Commissioners appoint a returning officer to conduct the poll.
9. The APC compiles a list of producers to be polled.
10. The APC publishes a Notice of Intention to conduct a poll in relevant newspapers, industry newsletter or direct mail if there is no industry newsletter. Producers are invited to submit a case for or against establishing the committee.
11. The APC summarises any submissions and prepares a summary to go out with the polling papers.
12. The returning officer appoints scrutineers.
13. The poll is conducted and the returning officer publishes the result in appropriate newspaper.
14. The Commissioners consider the results of the poll and if in favour decides whether to establish a committee. Approval to establish the committee is given by formal motion.
15. The Commission publishes the establishment of the committee in the Government Gazette and appropriate newspapers and producers are invited to nominate themselves for appointment to the committee.

Attachment 3:

List of approvals and notices for 2002/2003

Commission/Committee:	Procedure	Approve/ publish date
Proposed Beekeeper Producers' Committee	Establishment of Committee:	
	Commission approves to progress request to join	Meeting of Commissioners, 12 October 2001
	Minister issues Direction	Issued, 12 June 2002
	Notice of Intention to establish a producers' committee is published	<i>West Australian, Countryman and Farmer Weekly</i> 26 June 2003 and <i>Bee Informed</i> newsletter June 2003.
Proposed Flower Producers' Committee	Establishment of Committee:	
	Commission approves to progress request to join	Meeting of Commissioners, 22 April 2003
	Minister issues Direction	Issued: 13 May 2003
APC Egg Producers' Committee	APC Egg Producer's Committee Directions 1992	Published in <i>Government Gazette</i> 19 November 2002
APC Avocado Producers' Committee	APC Avocado Producers' Committee Directions 1991 amended with inclusion of Direction 14 <i>Remuneration and expenses of Committee members</i>	Published in <i>Government Gazette</i> 19 November 2002
APC Carrot Producers' Committee	APC Carrot Producers' Committee Directions 1994 amended with Direction 10 – <i>Meetings</i> paragraph (2) deleted and new paragraph inserted and inclusion of Direction 14 <i>Remuneration and expenses of Committee members</i>	Published in <i>Government Gazette</i> 19 November 2002
APC Kununurra Crop Pest Control Committee	APC Kununurra Crop Pest Control Committee Directions 2001 amended with Direction 10 – <i>Meetings</i> paragraph (2) deleted and new paragraph inserted and inclusion of Direction 14 <i>Remuneration and expenses of Committee members</i>	Published in <i>Government Gazette</i> 19 November 2002
APC Pork Producers' Committee	APC Pork Producers' Committee Directions 2002 amended with inclusion of Direction 14 <i>Remuneration and expenses of Committee members</i>	Published in <i>Government Gazette</i> 19 November 2002
APC Pome, Citrus and Stone Fruit Producers' Committee	APC Pome, Citrus and Stone Fruit Producers' Committee Directions 1994 amended with Direction 10 – <i>Meetings</i> paragraph (2) deleted and new paragraph inserted and inclusion of Direction 14 <i>Remuneration and expenses of Committee members</i>	Published in <i>Government Gazette</i> 19 November 2002

Attachment 3:

List of approvals and notices for 2002/2003

Commission/Committee:	Procedure	Approve/Publish date
APC Potato Producers' Committee	APC Potato Producers' Committee Directions 2001 amended with Direction 10 – <i>Meetings</i> paragraph (2) deleted and new paragraph inserted and inclusion of Direction 14 <i>Remuneration and expenses of Committee members</i>	Published in <i>Government Gazette</i> 19 November 2002
APC Strawberry Producers' Committee	APC Strawberry Producers' Committee Directions 1996 amended with Direction 10 – <i>Meetings</i> paragraph (2) deleted and new paragraph inserted and inclusion of Direction 14 <i>Remuneration and expenses of Committee members</i>	Published in <i>Government Gazette</i> 19 November 2002
APC Table Grape Producers' Committee	APC Table Grape Producers' Committee Directions 1991 amended with Direction 10 – <i>Meetings</i> paragraph (2)&(4) deleted and new paragraph inserted and inclusion of Direction 14 <i>Remuneration and expenses of Committee members</i>	Published in <i>Government Gazette</i> 19 November 2002
APC Kununurra Crop Pest Control Committee	New Fee for service charges for Kununurra horticultural producers set at: Rockmeon, honey dew and butternut pumpkin @ 5 cents per ctn Pumpkin and watermelon @ \$1.20 per tonne Other fruit and vegetables @ 11 cents per carton <i>As from: 1 may 2003,</i>	Published in <i>Government Gazette</i> 8 April 2003

Attachment 3:**ANNUAL PRODUCER COMMITTEE APPOINTMENTS May 2003**

Name of Appointee	Period of appointment
APC Avocado Producers' Committee	
1) Alan Blight,	Renewal – Appointed for 3 years, 1/6/03 to 31/5/06
2) Tim Lyall,	Renewal – Appointment 3 years, 1/6/02 to 31/5/06
APC Kununrra Crop Pest Control Committee	
Kaye Bellette,	Renewal – Appointed for 3 years, 1/6/03 to 31/5/06
Lachlan Dobson,	New – Appointed for 3 years, 1/6/03 to 31/5/06
Judy Fairclough	New - Appointed for 3 years, 1/6/03 to 31/5/06
David Mensal	New - Appointed to fill casual vacancy 1/6/03 to 31/5/05
<i>John Hodgins did not re-nominate, Kane Youngusband and Ian Creed resigned</i>	
APC Pome, Citrus & Stone Fruit Producers' Ctee	
1) No nomination received	Vacancy – Term expires 31/5/05
2) No nomination received	Vacancy – Term expires 31/5/05
3) No nomination received	Vacancy – Term expires 31/5/05
APC Strawberry Producers' Ctee	
1) Wes Tweedle	Renewal - Appointed for 3 years, 1/6/03 to 31/5/06
2) Neil Handasyde	New - Appointed for 3 years, 1/6/03 to 31/5/06
<i>Retiring member Tom Wilkinson did not nominate</i>	
APC Table Grape Produces' Committee	
1) Vlade Skroza	Renewal – Appointed for 3 years, 1/6/03 to 31/5/06
2) Matt Katich	Renewal – Appointed for 3 years, 1/6/03 to 31/5/06
3) Tony Lovreta	Renewal – Appointed for 3 years, 1/6/03 to 31/5/06
4) Len Pavlinovich	Renewal – Appointment 3 years, 1/6/03 to 31/5/06
<i>Retiring member Len Pavlinovich did not nominate</i>	
Turf Producers' Voluntary Committee –Members for 1/6/2003 to 31/5/2006:	
1) Ray Moir (Chairman), 2) John Maas, 3) Tony Dimasi, 4) Peter Paino	
Members of Turf Voluntary Committee for the year to 31 May 2004 advised by Turf Growers' Association and noted by Commissioners.	

Attachment 4

Agricultural Produce Commission 2002/2003 Budget

Item	Original (\$)	Final (\$)	Comments
Estimated opening balance 2001/2002	5,322,007	5,322,007	Final audited amount
Revenue *			
1. Producers' committees			
APC Avocado Producers' Committee	54,190	54,190	
APC Carnarvon Banana Producers' Committee	291,000	291,000	
APC Carrot Producers' Committee	300	300	
APC Kununurra Crop Pest Control Committee	180	180	
APC Pome, Citrus & Stone fruit Producers' Co	506,170	506,170	
Apc Pork Producers' Committee	0	0	
APC Potato Producers' Committee	348,000	348,000	
APC Strawberry Producers' Committee	47,400	47,400	
APC Table Grape Producers' Committee	44,000	44,000	
Voluntary Turf Producers' Committee	17,870	17,870	
2. General account		0	
Service charge to producers committees	100,959	100,959	
Deposits received	20,000	20,000	
Interest on investment	2,286	2,286	
Consolidated Fund Contribution	0	0	
	1,432,355	1,432,355	
Expenditure			
1. Producers' committees			
APC Avocado Producers' Committee	75,200	71,700	
APC Carnarvon Banana Cmpensation Comm	242,500	242,500	
APC Carrot Producers' Committee	18,750	18,700	
APC Kununurra Crop Pest Control Committee			
APC Pome, Citrus & Stone fruit Producers' Co	521,705	521,705	
Apc Pork Producers' Committee		297,695**	
APC Potato Producers' Committee	303,500	303,500	
APC Strawberry Producers' Committee	75,500	75,500	
APC Table Grape Producers' Committee	63,200	63,200	
Voluntary Turf Producers' Committee	16,769	16,769	
2. General account			
APC administration	130,100	130,100	
	1,447,224	1,741,369	
Surplus / (Deficit) 2002/2003	-14,869	-309,014	
Est. closing balance 30 June 2003	\$ 5,307,138	\$ 5,012,993	

Original budget approved by Minister 23rd October 2002

* Includes estimated interest revenue

** Expenses covered by transfer from Pig Industry Compensation Fund

Attachment 5

Fee for Service - Number of Packages Collected 2002/2003

Committee/activity	Package Size	Fee for Service ¢	Revenue (\$)	
			Quantity	Total
Avocado	10kg tub	0.17	15,624	2,656
	6 kg tray	0.10	409,347	40,935
	12 kg tub	0.20	6,877	1,375
		Avocado Total		\$ 44,966.23
Carnarvon Banana				
Biosecurity	13 kg carton	0.03	373,745	11,212
	15 kg carton	0.03	8,758	263
Compensation	13 kg carton	0.20	373,960	74,792
	15 kg carton	0.23	9,417	2,166
		Banana Total		\$ 88,432.90
Pome Citrus and Stone Fruit				
A) Pome	(pre-August 1 2002 includes codling moth additional charge)			
Apples	trays	0.055	29,212	1,607
	22 litre	0.165	184,715	30,478
	36 litre	0.22	218,984	48,177
	bins	5.32	4,141	22,030
	processing	6.00		0
Pears	trays	0.055	9,948	547
	22 litre	0.165	8,478	1,399
	36 litre	0.22	62,398	13,728
	bins	5.81	226	1,315
	processing	6.00		0
Nashis	trays	0.055	14,318	787
	22 litre	0.165	989	163
	36 litre	0.22	353	78
	bins	5.81		0
		(post August 1 2002 codling moth additional charge finished)		
Apples	trays	0.03	132,138	3,964
	22 litre	0.09	637,911	57,412
	36 litre	0.12	613,847	73,662
	bins	2.9	6,707	19,449
	processing	6.00	10,806	64,836
Pears	trays	0.03	31,085	933
	22 litre	0.09	60,357	5,432
	36 litre	0.12	215,664	25,880
	bins	3.17	783	2,481
	processing	6.00	3,703	22,221
Nashis	trays	0.03	14,697	441
	22 litre	0.09	2,550	229
	36 litre	0.12	165	20
	bins	3.17	1	3
			Apples Total	
		Pears Total		\$73,935
		Nashis total		\$1,722

Fee for Service - Number of packages collected 2002/2003

Committee/activity	Product	Package Size	Fee for Service \$	Revenue (\$)	
				Quantity	Total
B) Citrus Fruit	Oranges	net bag 3 kg	0.03	279,544	8,386
		trays	0.05	91,384	4,569
		22 litre	0.14	5,588	782
		36 litre	0.2	127,328	25,466
		bins	4	2,641	10,565
		processing	10	2,249	22,490
				Oranges Total	72,259
	Lemons	trays	0.05	29,988	1,499
		22 litre	0.14	35,768	5,008
		36 litre	0.2	25,010	5,002
		bins	4	2	8
		processing	10	69	695
				Lemons Total	12,212
	Mandarins	trays	0.05	73,516	3,676
		22 litre	0.14	137,867	19,301
36 litre		0.2	23,138	4,628	
bins		4	120	478	
				Mandarins Total	28,083
Grapefruit	trays	0.05	41,847	2,092	
	22 litre	0.14	2,282	319	
	36 litre	0.2	28,030	5,606	
	processing	10	48	478	
				Grapefruit Total	8,496
Other Citrus	trays	0.05	19,320	966	
	22 litre	0.14	18,713	2,620	
	36 litre	0.2	712	142	

Other Citrus Total 3,728

Citrus Total \$ 124,778

C) Stone Fruit	Apricots	trays	0.03	24,652	740
		22 litre	0.09	30,196	2,718
				Apricots Total	3,457
	Cherries	trays	0.03	31,783	954
		22 litre	0.09	3,086	278
				Cherries Total	1,231
	Loquats	trays	0.03	1,441	43
		22 litre	0.09	264	24
				Loquats Total	67
	Nectarines	trays	0.03	183,433	5,503
		22 litre	0.09	260,772	23,469
		bins	3.17	45	143

Fee for Service - Number of Packages Collected 2002/03

Committee/activity	Package Size	Fee for Service \$	Revenue (\$)	
			Quantity	Total
Stone (cont)				
Peaches	trays	0.03	476,118	14,284
	22 litre	0.09	36,638	3,297
	bins	3.17	136	431
Peaches Total				18,012
Plums	trays	0.03	52,038	1,561
	22 litre	0.09	592,102	53,289
	bins	3.17	934	2,961
Plum Total				\$ 57,811.14
Stone Total				\$ 109,694
Fruit Total				\$ 631,742

Potatoes				
Local	processing	3.65	8,265	30,167
Export	processing	3.65	20,838	76,058
Local	seed	3.65	1,976	7,214
Export	seed	3.65	4,381	15,991
Local	ware	3.65	1,224	4,467
Export	ware	3.65	61,308	223,774
Potatoes Total				\$ 357,670

Strawberry				
	(loose) 2 kg	0.02	19,913	398
	(loose) 4 kg	0.04	3,360	134
	12 punnet or part	0.03	1,357,781	40,733
	euro punnets & other	0.06	15,819	949
Strawberry Total				\$ 42,215

Table Grapes				
	18 litre	0.07	680,384	47,627
	22 litre	0.09	35,493	3,194
	36 litre	0.14	12,357	1,730
Table Grapes Total				\$ 52,551

NB: Attachment 6 fee for service revenue totals exclude end of financial year revenue accruals for income not processed before 30 June 2003.

Attachment 6

Production fee for service collected on:

Avocado

Number of packages				
Year	6 kg	10 kg	12 kg	Bulk
1996-97	185,694	12,143	1,174	118
1997-98	285,817	9,815	4,981	
1998-99	292,637	37,035	5,497	
1999-00	306,082	6,204	7,494	
2000-01	352,403	6,902	6,589	
2001-02	381,705	12,049	9,211	
2002-03	409,347	15,624	6,877	

Carnarvon Banana

Number of packages			
Year	13 kg	15 kg	
1999-00	260,825	26,081	Contributions to Compensation Scheme
2000-01	296,136	7,879	Contributions to Compensation Scheme
2001-02	374,357	3,707	Contributions to Compensation Scheme
2002-03	373,960	9417	Contributions to Compensation Scheme and Biosecurity

Pome fruit

Number of packages						
Year		Trays	22 L	36 L	Bins	Process Tonnes
Apples						
1993-94		107,391	245,961	1,052,279	1,995	18,443
1994-95		142,589	286,394	1,120,397	2,534	7,463
1995-96		116,528	356,772	807,401	5,650	10,645
1996-97		74,725	361,755	976,145	3,356	9,201
1997-98		107,852	367,798	718,885	1,867	10,085
1998-99		97,102	511,002	837,554	2,161	8,339
1999-00		156,168	591,200	833,981	4,566	11,470
2000-01		41,479	725,347	966,324	4,832	12,690
2001-02		72,247	632,426	656,081	7,351	8,108
2002-03		161,350	822,626	832,831	10,848	10,806

Pears

1993-94		2,250	13,578	325,309	202	2,045
1994-95		1,798	23,052	310,174	93	1,658
1995-96		828	23,684	266,813	1,134	2,542
1996-97		1,064	26,020	296,333	161	2,899
1997-98		14,272	32,961	279,674	486	2,946
1998-99		10,402	28,064	276,560	435	2,472
1999-00		9,665	44,921	238,629	703	3,886
2000-01		4,702	39,900	287,185	224	3,920
2001-02		10,144	56,040	220,012	301	2,829
2002-03		41,033	68,835	278,062	1009	3,703

Production fee for service collected on:

Number of packages						
Year		Trays	22 L	36 L	Bins	Process Tonnes
Nashi						
1993-94		37,720	13,953	2,309		
1994-95		28,403	7,528	4,954		
1995-96		34,192	12,876	490		
1996-97		28,066	14,842	928		
1997-98		26,353	9,862	686		
1998-99		46,719	7,768	2,634		
1999-00		38,846	5,073	1,625		
2000-01		37,717	5,819	3,439	4	
2001-02		34,068	5,017	1,090		
2002-03		29,015	3,539	518	1	

Total Pome

1993-94		147,361	273,492	1,379,897	2,197	20,488
1994-95		172,790	316,974	1,435,525	2,627	9,121
1995-96		151,548	393,332	1,074,704	6,784	13,187
1996-97		103,855	402,617	1,273,406	3,517	12,100
1997-98		148,477	410,621	999,244	2,353	13,031
1998-99		154,223	546,834	1,116,748	2,596	10,811
1999-00		204,679	641,194	1,074,235	5,269	15,356
2000-01		83,898	771,066	1,256,948	5,060	16,610
2001-02		116,459	693,483	877,183	7,652	10,937
2002-03		231,398	895,000	1,111,411	11,858	14,509

Citrus

1993-94		30	2,227	88,192	2,470	4,708
1994-95		1,249	3,004	75,255	2,169	3,546
1995-96		2,087	3,718	90,161	1,673	3,628
1996-97		789	28,524	77,672	1,912	4,218
1997-98		3,293	11,548	98,288	784	3,892
1998-99		84,606	22,312	85,209	1,217	3,123
1999-00	69,010	190,994	9,321	74,139	390	4,316
2000-01	268,705	6,266	8,429	87,652	964	3,896
2001-02	382,221	18,494	2,425	100,468	2,944	3,004
2002-03	279,544	91,384	5,588	127,328	2,641	2,249

Lemons

1993-94		628	46,939	23,565		242
1994-95		33	39,362	30,204	1	475
1995-96		761	42,794	23,894		329
1996-97		133	34,483	17,380	2	492
1997-98		5,310	32,628	20,790		268
1998-99		3,463	28,648	30,618		80
1999-00		14,842	28,567	27,137		390
2000-01		2,745	33,843	29,647		182
2001-02		6,732	31,869	23,759	1	185
2002-03		29,988	35,768	25,010	2	69

Production fee for service collected on:

Number of packages						
Year		Trays	22 L	36 L	Bins	Process Tonnes
Mandarins						
1993-94		53	104,034	12,150	293	
1994-95		263	103,290	31,943		
1995-96		829	85,758	18,663	191	
1996-97		1,171	90,315	24,850	904	
1997-98		1,628	73,117	19,730	169	
1998-99		7,926	103,013	17,977	347	
1999-00		37,522	102,758	24,978	161	
2000-01		12,870	146,294	33,906	11	
2001-02		62,304	126,147	19,441	9	
2002-03		73,516	137,867	23,138	120	
Grapefruit						
1993-94		251	6,923	38,696	17	34
1994-95		346	5,513	34,992	13	58
1995-96		600	3,085	31,173	5	80
1996-97		576	18,751	29,135		89
1997-98		780	16,305	31,211		98
1998-99		14,553	18,766	35,177		90
1999-00		55,330	1,400	25,913		126
2000-01		65,014	967	16,754	84	
2001-02		69,281	355	20,116	2	57
2002-03		41,487	2282	28,030		48
Other citrus						
1993-94		2,324	5,782	1,134	3	
1994-95		1,332	2,361	2,355	11	
1995-96		1,218	1,660	1,654	2	
1996-97		1,096	3,155	1,960	0	
1997-98		1,647	3,619	5,229	13	
1998-99		2,737	2,888	2,105	22	
1999-00		7,952	2,116	1,022		
2000-01		1,543	4,169	9,869		
2001-02		3,656	49,585	454	3	
2002-03		19,320	18,713	712		
Total Citrus						
1993-94		3,286	165,905	163,737	2,783	4,984
1994-95		3,223	153,530	174,749	2,194	4,079
1995-96		5,495	137,015	165,544	1,871	4,037
1996-97		3,765	175,228	150,997	2,818	4,799
1997-98		12,658	137,217	175,248	966	4,258
1998-99		113,285	175,627	171,086	1,586	3,293
1999-00	69,010	306,640	144,162	153,189	551	4,832
2000-01	268,705	88,438	193,701	177,837	965	4,162
2001-02	382,221	160,467	210,381	164,238	2,959	3,246
2001-03	279,544	255,695	200,218	204,218	2,763	2,366

Production fee for service collected on:

Stone Fruit

Number of packages						
Year		Trays	22 L	36 L	Bins	Process Tonnes
Apricots						
1993-94		3,031	41,404	140		
1994-95		4,776	34,895	236		
1995-96		2,198	25,545	1,277		
1996-97		5,011	19,529	5,863		
1997-98		6,717	26,793	2,243		
1998-99		11,576	17,325	2,225		
1999-00		5,635	23,318	603		
2000-01		5,193	61,233	91		
2001-02		15,641	25,600			164
2002-03	24,652	30,196				

Cherries

1993-94		23,390	493	427		
1994-95		13,498	323	272		
1995-96		21,229	625	1,929		
1996-97		16,527	2,402	7,909		
1997-98		17,372	23	400		
1998-99		29,415	887	1,313		
1999-00		15,889	755	396		
2000-01		31,252	1,554	152		
2001-02		32,063	3,051			
2002-03		31,783	3,086			

Loquats

1993-94		232	1,885	26		
1994-95		249	1,230	27		
1995-96		577	894	105		
1996-97		218	744	242		
1997-98		2,360	150	25		
1998-99		1,159	560	72		
1999-00		727	204	25		
2000-01		2,528	667			
2001-02		682	417			
2002-03		1,441	264			

Nectarines

1993-94		101,642	160,802	564		
1994-95		117,328	149,405	4,196		
1995-96		123,562	190,973	10,073		
1996-97		125,150	188,717	8,421		
1997-98		119,310	179,190	19,356		
1998-99		161,546	191,809	26,052		
1999-00		161,701	214,334	14,664	10	
2000-01		135,405	249,273	227	21	
2001-02		232,423	207,907			
2002-03		183,433	260,772	45		

Production fee for service collected on:

Number of packages						
Year		Trays	22 L	36 L	Bins	Processing

Peaches

1993-94		407,110	72,249	1,184		
1994-95		361,789	40,467	668		
1995-96		456,643	47,031	1,535		
1996-97		424,160	35,141	3,096		
1997-98		434,966	31,446	3,049		
1998-99		456,287	33,573	10,850	1	
1999-00		393,214	35,272	3,172		
2000-01		504,260	32,486	267	21	
2001-02		453,216	38,691			
2002-03		476,118	36,638	136		

Plums

1993-94		17,521	297,124	637		
1994-95		19,384	331,746	6,418	39	
1995-96		12,577	358,464	7,893	49	
1996-97		14,471	295,734	4,717	26	
1997-98		16,840	263,646	8,979	48	
1998-99		47,204	368,345	49,531	133	4
1999-00		45,963	349,740	56,940	104	
2000-01		23,446	625,888	2,778	42	
2001-02		35,746	352,020		9	
2002-03		52,038	592,102	934		

Total Stone Fruit

1993-94		552,926	573,957	2,978	0	0
1994-95		517,024	558,066	11,817	39	0
1995-96		616,786	623,532	22,812	49	0
1996-97		585,537	542,267	30,248	26	0
1997-98		597,565	501,248	34,052	48	0
1998-99		707,187	612,499	90,043	134	4
1999-00		623,129	623,623	75,800	114	0
2000-01		702,086	971,101	3,515	84	0
2001-02		769,771	627,686	0	9	164
2002-03		769,465	923,058	1,115	0	0

Production Fee for Service Collected on:

Potatoes

Tonnes							Total Tonnes
Year	Processing		Ware		Seed		
	Local	Export	Local	Export	Local	Export	
2001-02	9,691	12,353	2,539	32,499	806	254	58,142
2002-03	825	20,838	1,224	61,308	1,976	4,381	90,552

Strawberry

Number of packages						
Year	Tray 12 punnet	Tray Euro Punnet	Tray Loose 2kg and 4kg			
1996-97	827,111	15,111	19,621			
1997-98	860,016	7,820	18,460			
1998-99	1,096,300	3,829	23,158			
1999-00	1,112,313	8,343	22,363			
2000-01	1,223,550	15,802	8,652			
2001-02	1,249,956	51,308	36,261			
2002-03	1,357,781	15,819	23,273			

Table Grape

Number of packages						
Year	18 litre	22 litre	36 litre			
1996-97	326,553	40,862	16,821			
1997-98	407,319	28,010	68			
1998-99	454,758	88,154	807			
1999-00	471,260	20,655	3,449			
2000-01	417,498	36,897	7,783			
2001-02	415,150	43,868	112			
2002-03	680,384	35,493	12,357			

Attachment 7

Revenue raised in July 2002* to cover codling moth compensation

*Special codling moth fee for service ended 31/07/2002

Pome Fruit Type	Package	Fee for Service (\$)	Quantity	Revenue
Apples	trays	0.025	29,212	730.30
	22 litre	0.075	184,715	13,853.63
	36 litre	0.100	218,984	21,898.41
	bins	2.240	4,141	9,275.84
				45,758.18
Pears	trays	0.025	9,948	248.70
	22 litre	0.075	8,478	635.85
	36 litre	0.100	62,398	6,239.85
	bins	2.640	226	597.35
				7,721.75
Nashis	trays	0.025	14,318	357.95
	22 litre	0.075	989	74.18
	36 litre	0.100	353	35.30
				467.43
				53,947.35

Total Codling moth revenue raised 1998/99 to 2002/03

1998/99	1999/00	2000/01	2001/02	2002/03*	Total
(\$)	(\$)	(\$)	(\$)	(\$)	(\$)
98,155.00	173,324.00	196,810.00	159,905.88	53,947.35	682,142.23

*Fee for service collected July 2002

Attachment 8

Polling expenditure 2002/03 (\$)

Poll	Advertising	Printing	Stationery	Postage	Total	Cost/Producer
Industry	*					
Fruit (la function)	335.03	187.05	476.33	935.64	1934.05	\$ 2.21
Avocado (ffs rates)	901.93	73.40	95.69	200.32	1271.34	\$ 10.01
Total	1,236.96	260.45	572.02	1,135.96	3,205.39	

* Advertising for Fruit Poll - some free of charge in industry publication.

Number of ballot papers sent out: 1001

Attachment 9

APC Avocado Producers' Committee

Financial Performance Report - July 1st 2002 to June 30th 2003

	Actuals /2002	Budget 2002/20032001	Actuals 2002/2003	Variance 2002/2003	Note
Opening Balance July 1st 2002	117,004	125,730	125,730		
Revenue					
Fee for Service	42,792	50,000	41,543	(8,457)	A
Interest	5,326	4,190	6,627	2,437	
Recoup costs from committees					
Recoup costs from other group					
Recoup poll costs					
Recoup bad debt					
Total Revenue	48,118	54,190	48,169	(6,021)	
Expenditure					
Administration		1,000	1085	85	
Committee Sitting Fees	670	1,200	632	(568)	
Committee Meeting Sundries					
Committee Meeting Travel	242	2,000	500	(1,500)	
10% Administration Fee	4,279	5,000	4,154	(846)	
Auditing					
Research/Technology Transfer	14,367	12,000	16,314	4,314	
Growers	1,166	14,000		(14,000)	
Association/Administration					
Pest Monitoring	2,000	6,500	5,086	(1,414)	
Promotion and Marketing	16,668	30,000		(30,000)	
Compensation					
Total Expenditure	39,392	71,700	27,772	(43,928)	
Surplus/Deficit	8,276	(17,510)	20,397	37,907	
Closing Balance June 30th 2003	\$125,730	\$108,220	\$146,127	\$37,907	

Notes: A The state's avocado production was lower than expected.

APC Carnarvon Banana Committee - Compensation

Financial Performance Report - July 1st 2002 to June 30th 2003

	Actuals 2001/2002	Budget 2002/2003	Actuals 2002/2003	Variance 2002/2003	Note
Opening Balance July 1st 2002	4,071,715	4,306,085	4,306,086		
Revenue					
Fee for Service	76,704	66,000	78,823	12,823	
Interest	189,47	216,000	210,737	(5,264)	
Recoup costs from committees					
Recoup costs from other group					
Recoup poll costs					
Recoup bad debt					
Total Revenue	266,178	282,000	289,560	7,560	
Expenditure					
Administration	21,075	227,000	18,930	(227,000)	A
Committee Sitting Fees	3,062	5,500	1,730	(3,770)	
Committee Meeting Sundries					
Committee Meeting Travel		2,500		(2,500)	
10% Administration Fee	7,670	6,600	7,882	1,282	
Auditing					
Research/Technology Transfer					
Growers					
Association/Administration					
Pest Monitoring					
Promotion and Marketing					
Compensation					
Total Expenditure	31,807	241,600	28,542	(213,058)	
Surplus/Deficit	234,371	40,400	261,018	220,617	
Closing Balance June 30th 2003	4,306,086	4,346,485	4,567,103	220,617	

Notes: A Underwriter not found to provide appropriate cover.

APC Carnarvon Banana Committee - Biosecurity

Financial Performance Report - July 1st 2002 to June 30th

	Actuals 2001/2002	Budget 2002/2003	Actuals 2002/2003	Variance 2002/2003	Note
Opening Balance July 1st 2002		866	866		
Revenue					
Fee for Service	962	9,000	10,954	1,954	
Interest					
Recoup costs from committees					
Recoup costs from other group					
Recoup poll costs					
Recoup bad debt					
Total Revenue	962	9,000	10,954	1,954	
Expenditure					
Administration					
Committee Sitting Fees					
Committee Meeting Sundries					
Committee Meeting Travel					
10% Administration Fee	96	900	1,095	195	
Auditing					
Research/Technology Transfer					
Growers					
Association/Administration					
Pest Monitoring					
Promotion and Marketing					
Compensation					
Total Expenditure	96	900	1,095	195	
Surplus/Deficit	866	8,100	9,858	1,954	
Closing Balance June 30th 2003	866	8,966	10,724	1,954	

Notes:

APC Carrot Producers' Committee

Financial Performance Report July 1st 2002 to June 30th 2003

	Actuals 2001/2002	Budget 2002/2003	Actuals 2002/2003	Variance 2002/2003	Note
Opening Balance July 1st 2002	28,455	29,422	29,422		
Revenue					
Fee for Service					
Interest	1,317	300	1,439	1,139	
Recoup costs from committees					
Recoup costs from other group					
Recoup poll costs					
Recoup bad debt					
Total Revenue	1,317	300	1,439	1,139	
Expenditure					
Administration		400		(400)	
Committee Sitting Fees			220	220	
Committee Meeting Sundries					
Committee Meeting Travel			66	66	
10% Administration Fee	350	300	300		
Auditing					
Research/Technology Transfer Growers Association/Administration		18,000		(18,000)	
Pest Monitoring					
Promotion and Marketing					
Compensation					
Total Expenditure	350	18,700	586	(18,114)	
Surplus/Deficit	967	(18,400)	853	19,253	
Closing Balance June 30th 2003	29,422	11,022	30,275	19,253	

Notes:

APC Pome Citrus and Stone Fruit Producers' Committee (All Fruit)

Financial Performance Report -July 1st 2002 to June 30th 2003

	Actuals 2001/2002	Budget 2002/2003	Actuals 2002/2003	Variance 2002/2003	Note
Opening Balance July 1st 2002	86,166	291,803	291,803		
Revenue					
Fee for Service	683,182	491,400	640,884	149,484	
Interest	12,185	14,770	28,564	13,794	
Recoup costs from committees					
Recoup costs from other group					
Recoup poll costs					
Recoup bad debt					
Total Revenue	695,367	506,170	669,447	163,277	
Expenditure					
Administration	2,199	7,000	731	(6,269)	
Committee Sitting Fees	1,194	2,700	3,480	780	
Committee Meeting Sundries			350	(350)	
Committee Meeting Travel	961	2,600	1,005	(1,245)	
10% Administration Fee	63,318	49,140	64,088	14,948	
Auditing					
Research/Technology Transfer	18,000	23,000		(23,000)	
Growers	238,075	257,765	307,304	(49,539)	
Association/Administration					
Pest Monitoring	91,483	87,500	56,770	(30,730)	
Promotion and Marketing					
Compensation					
Total Expenditure	489,730	521,705	433,379	(88,326)	
Surplus/Deficit	205,637	(15,535)	233,864	251,604	
Closing Balance	291,803	276,268	527,872	228,899	

Notes:

APC Pome Citrus and Pome Fruit Producers' Committee – Pome sub-group

Financial Performance Report -July 1st 2002 to June 30th 2003

	Actuals 2001/2002	Budget 2002/2003	Actuals 2002/2003	Variance 2002/2003	Note
Opening Balance July 1st 2002	97,949	310,273	310,273		
Revenue					
Fee for Service	464,078	262,800	389,730	126,930	
Interest	13,037	16,000	23,893	7,893	
Recoup costs from committees					
Recoup costs from other group					
Recoup poll costs					
Recoup bad debt					
Total Revenue	477,115	278,800	413,624	134,824	
Expenditure					
Administration		4,000	501	(3,187)	
Committee Sitting Fees		1,500	2,820	1,320	
Committee Meeting Sundries					
Committee Meeting Travel		1,500	693	(807)	
10% Administration Fee	46,408	26,280	38,973	12,693	
Auditing					
Research/Technology Transfer		5,000		(5,000)	
Growers	132,742	130,100	144,455	14,355	
Association/Administration					
Pest Monitoring	63,141	60,000	28,090	(31,910)	
Promotion and Marketing	22,500	62,000	14,545	(47,455)	
Compensation					
Total Expenditure	264,791	290,380	230,077	(60,303)	
Surplus/Deficit	212,324	(11,580)	183,547	195,127	
Closing Balance June 30th 2003	310,273	298,693	493,820	195,127	

Notes:

APC Pome Citrus and Stone Fruit Producers' Committee – Citrus sub-group

Financial Performance Report -July 1st 2002 to June 30th 2003

	Actuals 2001/2002	Budget 2002/2003	Actuals 2002/2003	Variance 2002/2003	Note
Opening Balance July 1st 2002	(2,379)	5,772	5,772		
Revenue					
Fee for Service	134,142	128,600	133,676	5,076	
Interest	378	(230)	5,273	5,506	
Recoup costs from committees					
Recoup costs from other group					
Recoup poll costs					
Recoup bad debt					
Total Revenue	134,520	128,370	138,952	10,582	
Expenditure					
Administration	199	1,000	115	(885)	
Committee Sitting Fees	444	450	220	(230)	
Committee Meeting Sundries			350	(350)	
Committee Meeting Travel	211	350	252	252	
10% Administration Fee	13,414	12,860	13,367	507	
Auditing					
Research/Technology Transfer	16,000	16,000		(16,000)	
Growers	50,351	65,120	58,045	(7,075)	
Association/Administration					
Pest Monitoring	13,750	13,750	14,340	590	
Promotion and Marketing	32,000	25,000	25,000		
Compensation					
Total Expenditure	126,369	134,530	111,340	(23,190)	
Surplus/Deficit	8,151	(6,160)	27,612	33,772	
Closing Balance June 30th 2003	5,772	(388)	33,384	33,772	

Notes:

APC Pome Citrus and Stone Fruit Producers' Committee – Stone sub-group

Financial Performance Report July 1st 2002 to June 30th 2003

	Actuals 2001/2002	Budget 2002/2003	Actuals 2002/2003	Variance 2002/2003	Note
Opening Balance July 1st 2002	(9,404)	(24,242)	(24,242)		
Revenue					
Fee for Service	84,962	100,000	117,478	17,478	A
Interest	(1,230)	(1,000)	(606)	394	
Recoup costs from committees					
Recoup costs from other group					
Recoup poll costs					
Recoup bad debt					
Total Revenue	83,732	99,000	116,872	17,872	
Expenditure					
Administration	2,000	2,000	115	(1,573)	
Committee Sitting Fees	750	750	440	(310)	
Committee Meeting Sundries					
Committee Meeting Travel	750	750	60	(690)	
10% Administration Fee	8,496	10,000	11,748	1,748	
Auditing					
Research/Technology	2,000	2,000		(2,000)	
Transfer					
Growers	54,982	62,545	65,259	2,714	
Association/Administration					
Pest Monitoring	14,592	13,750	14,340	590	
Promotion and Marketing	15,000	5,000		(5,000)	
Compensation					
Total Expenditure	98,570	96,795	91,962	(4,833)	
Surplus/Deficit	(14,838)	2,205	22,705	22,705	
Closing Balance June 30th 2003	(24,242)	(22,037)	668	22,705	

APC Kununurra Crop Pest Control Committee

Financial Performance Report -July 1st 2002 to June 30th 2003

	Actuals 2001/2002	Budget 2002/2003	Actuals 2002/2003	Variance 2002/2003	Note
Opening Balance July 1st 2003	6,848	2,217	2,217		
Revenue					
Fee for Service			13,000	13,000	A
Interest	100	180	105	(75)	
Recoup costs from committees					
Recoup costs from other group					
Recoup poll costs					
Recoup bad debt					
Total Revenue	100	180	13,105	12,925	
Expenditure					
Administration				213	
Committee Sitting Fees					
Committee Meeting Sundries					
Committee Meeting Travel					
10% Administration Fee			1,300	1,300	
Auditing					
Research/Technology Transfer			5,000	5,000	B
Growers					
Association/Administration					
Pest Monitoring					
Promotion and Marketing	4,731				
Compensation					
Total Expenditure	4,731	180	6,360	6,513	
Surplus/Deficit	(4,631)	180	6,745	6,412	
Closing Balance June 30th 2003	2,217	2,397	8,809	6,412	

Notes: A Accrual of income for Qtr (Sept to June 2003)
 B Payment for Fruit Fly pest research

APC Potato Producers' Committee

Financial Performance Report - July 1st 2002 to June 30th 2003

	Actuals 2001/2002	Budget 2002/2003	Actuals 2002/2003	Variance 2002/2003	Note
Opening Balance July 1st 2003	100,495	192,748	192,748		
Revenue					
Fee for Service	232,747	290,000	331,338	41,338	
Interest	5,226	8,000	7,694	(306)	
Recoup costs from committees					
Recoup costs from other group					
Recoup poll costs					
Recoup bad debt					
Grants	110,000	50,000	50,000	0	
Total Revenue	347,973	348,000	389,032	41,032	
Sub Total:	448,468	540,748	581,780	41,032	
Expenditure					
Administration	445				
Committee Sitting Fees		1,500	1,520	20	
Committee Meeting Sundries					
Committee Meeting Travel			930		
10% Administration Fee	23,275	29,000	33,134	4,134	
Auditing					
Research/Technology Transfer	103,000	122,000	147,000	25,000	
Growers	129,000	139,000	138,778	(222)	
Association/Administration					
Pest Monitoring					
Promotion and Marketing		12,000	12,000		
Compensation			10,000	10,000	
Total Expenditure	255,720	303,500	343,583	40,083	
Surplus/Deficit	92,253	44,500	45,449	949	
Closing Balance June 30th 2003	192,748	237,248	238,197	949	

Notes:

APC Pork Producers' Committee

Financial Performance Report -July 1st 2002 to June 30th 2003

	Actuals 2001/2002	Budget 2002/2003	Actuals 2002/2003	Variance 2002/2003	Note
Opening Balance July 1st 2002					
Revenue					
Fee for Service					A
Interest			3,626	3,626	
Recoup costs from committees					
Recoup costs from other group					
Recoup poll costs					
Recoup bad debt					
Grants		300,000	300,000	0	
Total Revenue		300,000	303,626	3,626	
Expenditure					
Administration		8,760	1,011	(5,443)	
Committee Sitting Fees		2,500	3,376	876	
Committee Meeting Sundries			124		
Committee Meeting Travel		2,500	4,444	1,944	
10% Administration Fee		26,000	26,000		
Auditing					
Research/Technology Transfer		158,375	62,000	(96,375)	
Growers		99,560	181,445	81,885	
Association/Administration					
Pest Monitoring					
Promotion and Marketing					
Compensation					
Total Expenditure		297,695	278,275	(19,420)	
Surplus/Deficit		28,305	25,351	23,046	
Closing Balance June 30th 2003		28,305	25,351	23,046	

Notes: A Pork industry fee for service not commenced due to Pig Industry Compensation Act 1942 still to be repealed. Minister approved transfer from Compensation Fund to finance Committee's expenditure for uyear 2002/03.

APC Strawberry Producers' Committee

Financial Performance Report - July 1st 2002 to June 30th 2003

	Actuals 2001/2002	Budget 2002/2003	Actuals 2002/2003	Variance 2002/2003	Note
Opening Balance July 1st 2002	239,341	223,911	223,911		
Revenue					
Fee for Service	42,251	40,000	40,418	418	
Interest	9,880	7,400	9,095	1,695	
Recoup costs from committees					
Recoup costs from other group					
Recoup poll costs					
Recoup bad debt					
Total Revenue	52,131	47,400	49,512	2,112	
Expenditure					
Administration	108	2,000	6,238	(2,000)	
Committee Sitting Fees	196	500	1,508	1,008	
Committee Meeting Sundries					
Committee Meeting Travel	552	1,500	540	(960)	
10% Administration Fee	4,225	4,000	4,041	41	
Auditing					
Research/Technology Transfer	62,016	61,500	53,999	(7,501)	
Growers		4,000		(4,000)	
Association/Administration					
Contractors			11,973	11,973	
Promotion and Marketing	464	2,000		(2,000)	
Compensation					
Total Expenditure	67,561	75,500	78,300	2,800	
Surplus/Deficit	(15,340)	(28,100)	(28,788)	(688)	
Closing Balance June 30th 2003	223,911	195,811	195,123	(688)	

Notes:

APC Table Grape Producers' Committee

Financial Performance Report - July 1st 2002 to June 30th 2003

	Actuals 2001/2002	Budget 2002/2003	Actuals 2002/2003	Variance 2002/2003	Note
Opening Balance July 1st 2002	66,498	67,034	37,034		
Revenue					
Fee for Service	37,156	42,000	50,015	8,015	
Interest	2,980	2,000	3,530	1,530	
Recoup costs from committees					
Recoup costs from other group					
Recoup poll costs					
Recoup bad debt					
Total Revenue	40,136	44,000	53,545	9,545	
Expenditure					
Administration	1,132	2,000	153	(1,847)	
Committee Sitting Fees	2,470	3,500	1,720	(1,780)	
Committee Meeting Sundries					
Committee Meeting Travel		1,500	27	(1,473)	
10% Administration Fee	3,716	4,200	5,002	802	
Auditing					
Research/Technology Transfer	11,857	17,000	24,026	7,026	
Growers					
Association/Administration					
Pest Monitoring	20,145	25,000	20,436	(4,564)	
Promotion and Marketing	280	10,000		(10,000)	
Compensation					
Total Expenditure	39,600	63,200	51,364	(11,836)	
Surplus/Deficit	536	(19,200)	2,181	21,381	
Closing Balance June 30th 2003	67,034	47,834	69,215	21,381	

Notes:

Turf Voluntary Producers' Committee

Financial Performance Report - July 1st 2002 to June 30th 2003

	Actuals 2001/2002	Budget 2002/2003	Actuals 2002/2003	Variance 2002/2003	Note
Opening Balance July 1st 2002	5,790	2,098	2,098		
Revenue					
Fee for Service	12,450	17,690	10,510	(7,180)	
Interest	247	180	151	(29)	
Recoup costs from committees					
Recoup costs from other group					
Recoup poll costs					
Recoup bad debt					
Total Revenue	12,697	17,870	10,661	(7,209)	
Expenditure					
Administration					
Committee Sitting Fees	130		220	220	
Committee Meeting Sundries					
Committee Meeting Travel	14		19	19	
10% Administration Fee	1,245	1,769	1,051	(718)	
Auditing					
Research/Technology Transfer	15,000	15,000	7,500	(7,500)	
Growers					
Association/Administration					
Pest Monitoring					
Promotion and Marketing					
Compensation					
Total Expenditure	16,389	16,769	8,790	(7,979)	
Surplus/Deficit	(3,692)	1,101	1,871	770	
Closing Balance June 30th 2003	2,098	3,199	3,969	770	

Notes:

Attachment 10

Summary Revenue, Expenditure and Surplus 1990/91 to 2002/03

APC Avocado Producers' Committee

Item	1990/91	1991/92	1992/93	1993/94	1994/95	1995/96	1996/97	1997/98	1998/99	1999/00	2000/01	2001/02	2002/03
Revenue			22,842	22,966	24,151	26,447	26,634	54,482	47,991	37,661	44,810	48,118	48,169
Expenditure			8,888	19,502	20,235	13,071	18,856	31,135	28,821	23,274	27,198	39,392	27,772
Annual surplus			13,954	3,464	3,916	13,376	7,778	23,347	19,170	14,388	17,612	8,726	20,398
Closing surplus			13,954	17,418	21,334	34,710	42,488	65,835	85,005	99,392	117,004	125,730	146,128

APC Bridgetown-Greenbushes Fruit Fly Baiting Committee

Item	1990/91	1991/92	1992/93	1993/94	1994/95	1995/96	1996/97	1997/98	1998/99	1999/00	2000/01	2001/02	2002/03
Revenue								7,816	5,418	-44.45	874	0	-
Expenditure								13,234	830		0	0	-
Annual surplus								-5,418	4,588	-44.45	874	0	-
Closing surplus								-5,418	-830	-874	0	0	-

APC Carnarvon Banana Producers' Committee

Item	1990/91	1991/92	1992/93	1993/94	1994/95	1995/96	1996/97	1997/98	1998/99	1999/00	2000/01	2001/02	2002/03
Revenue									0	5,701,824	311,232	266,178	300,514
Expenditure									1,752	964,413	975,176	31,808	29,637
Annual surplus									-1,752	4,737,411	-663,944	234,370	270,722
Closing surplus									-1,752	4,735,659	4,071,715	4,306,085	4,577,827

APC Carrot Producers' Committee

Item	1990/91	1991/92	1992/93	1993/94	1994/95	1995/96	1996/97	1997/98	1998/99	1999/00	2000/01	2001/02	2002/03
Revenue					45,557	56,004	1,177	43,048	0	2,537	1,708	1,317	1,439
Expenditure					500	42,306	43,069		0	35,350	350	350	586
Annual surplus					45,057	13,698	-41,892	43,048	0	-32,813	1,358	967	853
Closing surplus					45,057	58,755	16,863	59,911	59,911	27,098	28,455	29,422	30,275

APC Katanning Fruit Fly Baiting Committee

Item	1990/91	1991/92	1992/93	1993/94	1994/95	1995/96	1996/97	1997/98	1998/99	1999/00	2000/01	2001/02	2002/03
Revenue							10,097	13,823	25,302	12,716	18,080	- 1,334	
Expenditure							15,473	14,566	19,425	18,721	11,330	-	
Annual surplus							-5,376	-743	5,876	-6,005	6,750	- 1,334	
Closing surplus							-5,376	-6,119	-242	-6,247	503	- 831	

APC Kununurra Crop Pest Control Committee

Item	1990/91	1991/92	1992/93	1993/94	1994/95	1995/96	1996/97	1997/98	1998/99	1999/00	2000/01	2001/02	2002/03
Revenue								0	40,658	11,721	856	100	13,105
Expenditure								700	21,416	7,263	17,009	4,731	6,360
Annual surplus								-700	19,242	4,458	-16,153	- 4,631	6,745
Closing surplus								-700	18,542	23,000	6,848	2,217	8,962

APC Pome, Citrus & Stone Fruit Producers' Committee

Item	1990/91	1991/92	1992/93	1993/94	1994/95	1995/96	1996/97	1997/98	1998/99	1999/00	2000/01	2001/02	2002/03
Revenue					129,374	325,999	437,975	415,512	531,666	670,188	768,275	695,366	669,447
Expenditure					96,503	305,219	264,094	374,827	887,499	*763,664	501,018	489,731	433,379
Annual surplus					32,871	20,780	173,881	40,685	-355,833	-93,476	267,258	205,635	233,864
Closing surplus					32,871	53,651	227,532	268,217	-87,616	-181,092	86,166	371,801	527,872

* Includes \$170,000 future commitment – Codling Moth eradication (payable to AgWest)

Activity Accounts for Pome, Citrus & Stone Fruit Producers' Committee

Pome Fruit

Item	1990/91	1991/92	1992/93	1993/94	1994/95	1995/96	1996/97	1997/98	1998/99	1999/00	2000/01	2001/02	2002/03
Revenue					59,638	162,314	273,096	255,350	363,351	473,806	540,099	477,115	413,624
Expenditure					34,911	146,351	127,203	195,165	685,955	*557,333	282,786	264,791	230,007
Annual surplus					24,727	15,963	145,893	60,185	-322,604	-83,527	257,313	212,325	183,547
Closing surplus					24,727	40,689	186,582	246,767	-75,837	-159,364	97,949	310,274	493,820

* Includes \$170,000 future commitment – Codling Moth eradication (payable to AgWest)

Citrus Fruit

Item	1990/91	1991/92	1992/93	1993/94	1994/95	1995/96	1996/97	1997/98	1998/99	1999/00	2000/01	2001/02	2002/03
Revenue					27,061	81,812	84,228	73,321	79,584	113,756	120,273	134,519	138,952
Expenditure					29,951	84,199	64,266	74,464	91,284	121,242	117,005	126,370	111,340
Annual surplus					-2,890	-2,388	19,962	-1,143	-11,701	-7,486	3,267	8,150	27,612
Closing surplus					-2,890	-5,278	14,684	13,541	1,840	-5,646	-2,379	5,771	33,384

Stone Fruit

Item	1990/91	1991/92	1992/93	1993/94	1994/95	1995/96	1996/97	1997/98	1998/99	1999/00	2000/01	2001/02	2002/03
Revenue					42,675	81,874	80,651	86,841	88,731	82,626	107,904	83,732	116,872
Expenditure					31,641	74,668	72,625	105,198	110,259	85,089	101,226	98,571	91,962
Annual surplus					11,035	7,205	8,026	-18,357	-21,529	-2,463	6,678	- 14,839	22,705
Closing surplus					11,035	18,240	26,266	7,909	-13,619	-16,082	-9,404	- 24,244	668

APC Strawberry Producers' Committee

Item	1990/91	1991/92	1992/93	1993/94	1994/95	1995/96	1996/97	1997/98	1998/99	1999/00	2000/01	2001/2002	2002/03
Revenue							52,964	56,097	73,659	77,638	88,278	52,131	49,512
Expenditure							9,310	27,612	17,181	27,268	27,924	67,562	78,300
Annual surplus							43,654	28,485	56,478	50,370	60,354	- 15,430	- 28,788
Closing surplus							43,654	72,139	128,616	178,986	239,341	223,910	195,123

APC Table Grape Producers' Committee

Item	1990/91	1991/92	1992/93	1993/94	1994/95	1995/96	1996/97	1997/98	1998/99	1999/00	2000/01	2001/02	2002/03
Revenue	14,689	27,042	23,335	25,380	30,176	33,775	29,503	26,586	41,312	37,550	36,786	40,136	53,545
Expenditure	1,678	9,397	40,740	23,912	10,850	17,441	42,914	37,430	28,159	28,446	18,670	39,600	51,364
Annual surplus	13,011	17,645	-17,405	1,468	19,326	163,34	-13,411	-10,844	13,154	9,104	18,116	535	2,181
Closing surplus	13,011	30,656	13,251	14,719	34,045	50,379	36,968	26,124	39,278	48,382	66,498	67,034	69,215

APC Turf Producers' Voluntary Committee

Item	1990/91	1991/92	1992/93	1993/94	1994/95	1995/96	1996/97	1997/98	1998/99	1999/00	2000/01	2001/02	2002/03
Revenue										9,333	13,703	12,697	10,661
Expenditure										928	16,319	16,389	8,790
Annual surplus										8,406	-2,616	- 3,720	1,871
Closing surplus										8,406	5,790	2,070	3,969

APC Potato Producers' Committee

Item	1990/91	1991/92	1992/93	1993/94	1994/95	1995/96	1996/97	1997/98	1998/99	1999/00	2000/01	2001/02	2002/03
Revenue											100,495	347,974	389,032
Expenditure											0	255,720	343,583
Annual surplus											100,495	92,254	45,449
Closing surplus											100,495	192,749	238,197

APC Pork Producers' Committee

Item	1990/91	1991/92	1992/93	1993/94	1994/95	1995/96	1996/97	1997/98	1998/99	1999/00	2000/01	2001/02	2002/03
Revenue													303,626
Expenditure													278,275
Annual surplus													25,351
Closing surplus													25,351

General Account

Item	1990/91	1991/92	1992/93	1993/94	1994/95	1995/96	1996/97	1997/98	1998/99	1999/00	2000/01	2001/02	2002/03
Revenue	5,997	3,493	4,508	11,451	17,400	27,639	47,791	173,672	115,997	112,312	116,226	131,319	155,963
Expenditure	5,726	2,232	2,996	6,857	18,950	31,367	10,786	92,582	124,867	106,211	129,207	139,546	136,681
Annual surplus	271	1,261	1,512	4,595	-1,550	-3,728	37,005	81,090	-88,670	6,101	-12,981	8,227	19,282
Closing surplus	271	1,532	3,044	7,638	6,088	2,360	39,365	120,455	111,585	103,001	90,020	81,794	101,076

Consolidated account

Item	1990/91	1991/92	1992/93	1993/94	1994/95	1995/96	1996/97	1997/98	1998/99	1999/00	2000/01	2001/02	2002/03
Revenue	20,686	30,535	50,685	59,797	246,658	469,864	606,141	791,035	882,267	6,673,436	1,501,323	1,480,926	1,491,726
Expenditure	7404	11,629	52,624	50,271	147,038	409,404	404,502	592,086	1,144,898	1,975,536	1,724,199	971,754	1,246,679
Annual surplus	13,282	18,906	-1,939	9,526	99,620	60,460	201,639	198,949	-262,632	4,697,900	-222,876	509,172	250,332
Closing surplus	13,282	32,188	30,249	39,775	139,395	199,855	401,494	600,443	337,812	5,035,712	4,812,836	5,322,007	5,922,339

Attachment 11

Agricultural Produce Commission Estimates for 2003/2004

In accordance with Section 15(a) of the Financial Administration and Audit Act 1985, the Agricultural Produce Commission submits the approved estimates for the 2003/2004 Financial Year for publication in its Annual Report for the year ending 30 June 2003.

	2002-2003 Budget Estimate	2002-2003 Actual	2003-2004 Budget Estimate
COST OF SERVICES			
Administration	142,500	136,681	157,250
Producer Committees operating cost*	1,284,724	1,109,998	1,746,391
Producer Committees conducting polls	10,000	0	10,000
Other	0	0	0
Total operating expense	\$1,437,224	\$1,246,679	\$1,913,641
REVENUE			
Fee for Service	1,008,700	1,217,484	1,456,490
Interest revenue	228,390	274,242	251,287
Recoup of cost from Producer Committees	113,749	148,048	146,719
Recoup of poll costs	10,000	0	10,000
Other	1	5,285	14,600
Total operating revenue	\$1,363,680	\$1,645,059	\$1,879,096
Net (cost/surplus)	(\$76,385)	\$245,047	(\$34,545)

* Includes internal charges and revenue between committees and the commission.